



Explora

JOURNEYS



EXPLORA I

SHIP GUIDE



CONTENTS

Page 4
HIGHLIGHTS

Page 5
SHIP OVERVIEW

Page 6
SUITE DECK PLANS

Page 7
GUEST SUITES OVERVIEW

Page 19
INCLUSIVE EXPERIENCES

Page 20
ADDITIONAL BENEFITS

Page 21
PUBLIC SPACES DECK PLANS

Page 22
YOUR HOME AT SEA

Page 23
DINING

Page 24
LOUNGING

Page 26
EVENT VENUES & SPACES

Page 27
OCEAN WELLNESS

Page 29
OTHER SERVICES

MAY 2025

SAIL UNIQUE

Designed to feel like your own private yacht

Explora Journeys offers guests unparalleled comfort and space, for the first time ever a genuine home-away-from-home at sea.



EXPLORA I

2023

EXPLORA II

2024

EXPLORA III

2026

EXPLORA IV


2027

EXPLORA V

2027

EXPLORA VI

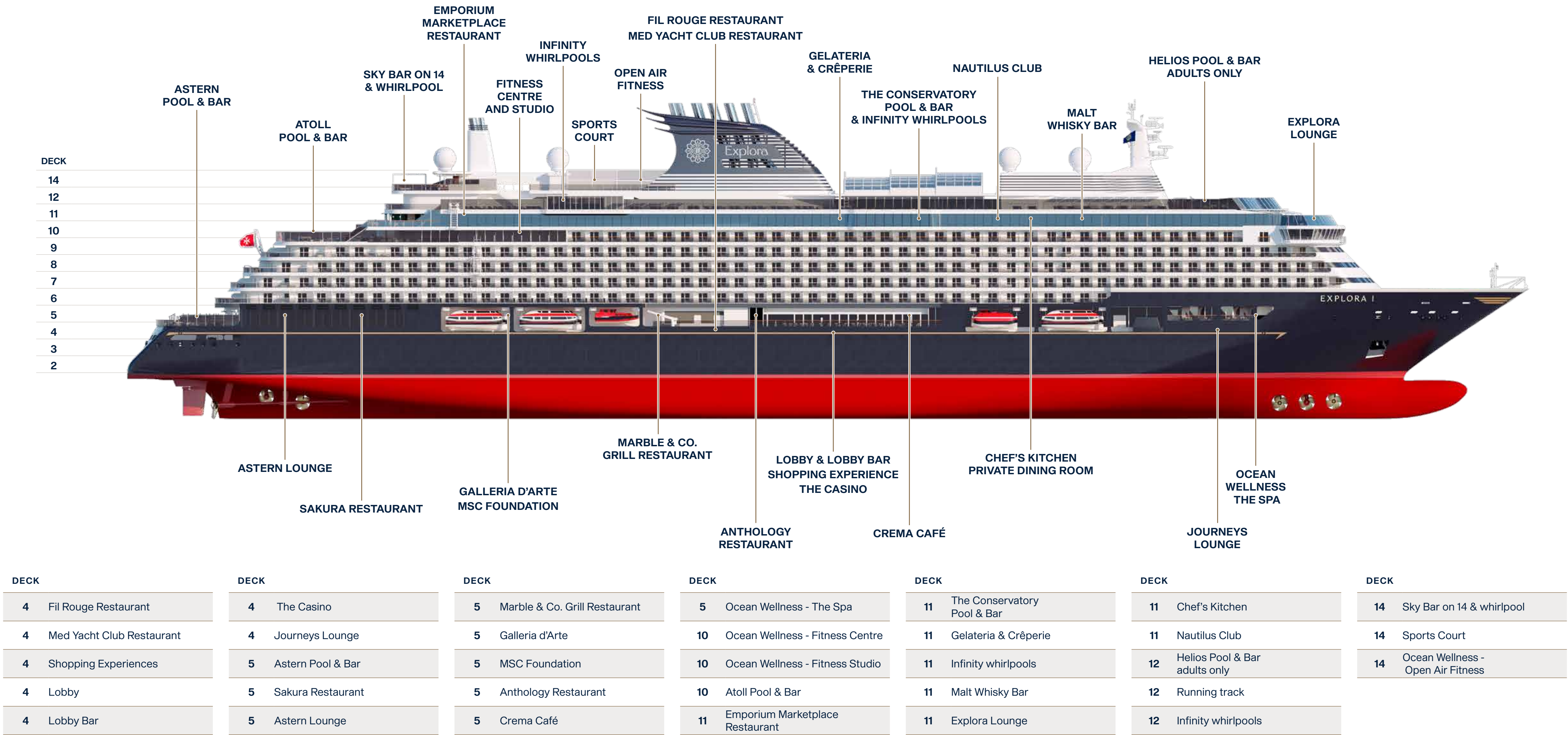
2028



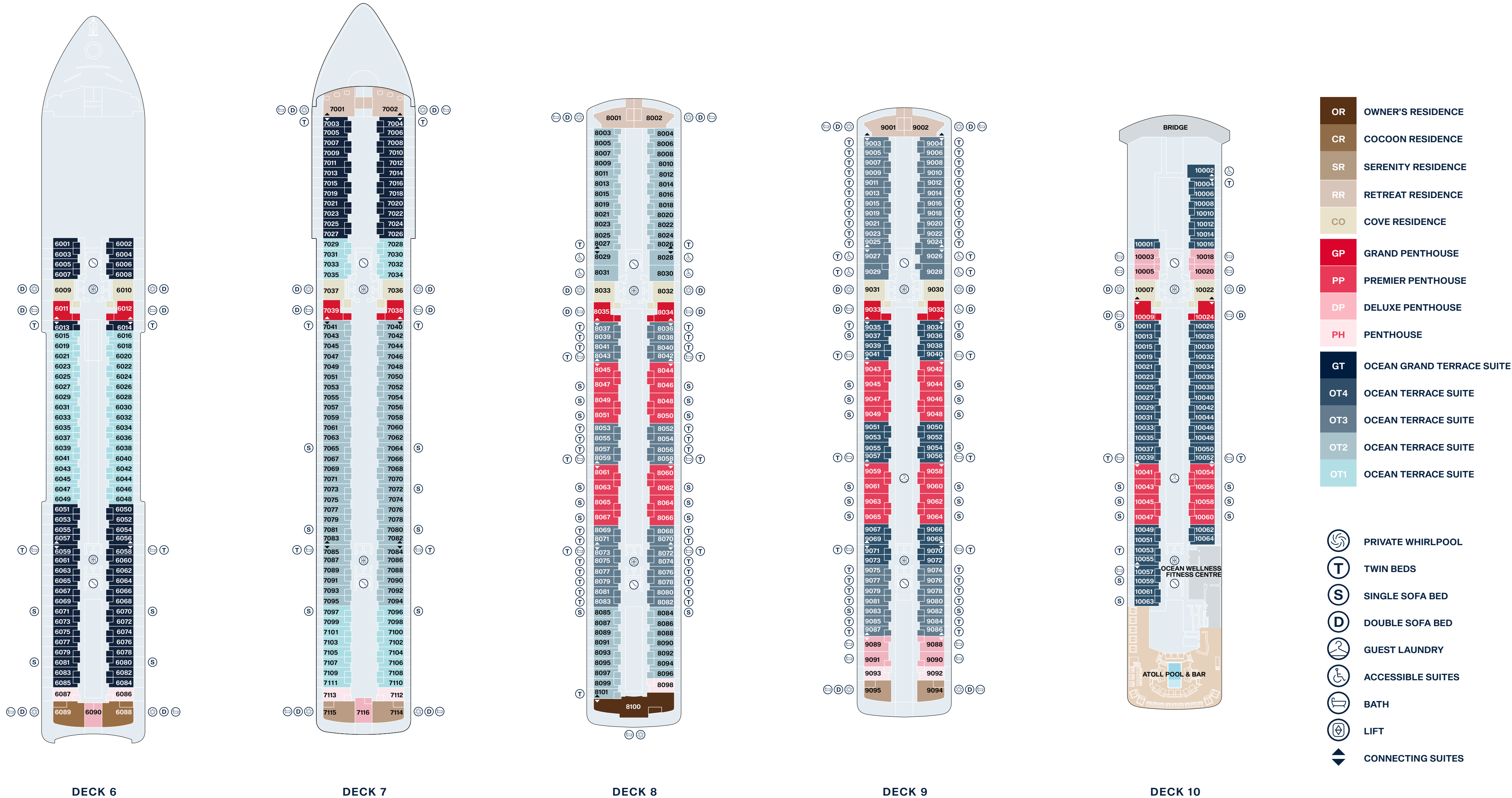
HIGHLIGHTS

GROSS TONNAGE	63,900 GT
LENGTH	248 m ~ 813 ft
BEAM	32 m ~ 105 ft
HEIGHT ABOVE WATERLINE	56 m ~ 184 ft
SPEED (MAX)	18 knots (20.2 knots)
LIFTS	14, incl. 8 for guests
VOLTAGE (IN SUITES)	110/220 volts
DECKS	14
TOTAL PUBLIC SPACE	~ 16,600 sqm / ~ 178,680 sq ft
TOTAL OUTDOOR PUBLIC SPACE	~ 6,250 sqm / ~ 67,275 sq ft
TOTAL OUTDOOR PUBLIC SPACE PER GUEST	~ 6.5 sqm /~ 70 sq ft
NUMBER OF SUITES	461, incl. 10 suites with accessibility features
CATEGORY-LEADING GUEST PER HOST RATIO	1.25 : 1
POOLS	- 5 pools and 5 whirlpools, incl. - 3 heated outdoor pools - 1 indoor pool with retractable glass roof - 1 indoor hydrotherapy pool

EXPLORA I SHIP OVERVIEW



EXPLORA I SUITE DECK PLANS





RETREAT RESIDENCE

GUEST SUITES OVERVIEW

SUITE NAME	DECK	TOTAL SUITE AREA SQM (~ SQ FT)	SUITE AREA SQM (~ SQ FT)	TERRACE AREA SQM (~ SQ FT)	QUANTITY
<div>OR</div> OWNER'S RESIDENCE	8	280 (3,014)	155 (1,668)	125 (1,345)	1
<div>CR</div> COCOON RESIDENCE	6	149 (1,604)	74 (797)	75 (807)	2
<div>SR</div> SERENITY RESIDENCE	9	126 (1,356)	60 (646)	66 (710)	4
	7	113 (1,216)	60 (646)	53 (570)	
<div>RR</div> RETREAT RESIDENCE	7	81 (872)	63 (678)	18 (194)	6
	8-9	77 (829)	63 (678)	14 (151)	
<div>CO</div> COVE RESIDENCE	6	80 (861)	56 (603)	24 (258)	10
	7-8-9-10	70 (753)	56 (603)	14 (151)	
<div>GP</div> GRAND PENTHOUSE	6	68 (732)	47 (506)	21 (226)	10
	7-8-9-10	60 (646)	47 (506)	13 (140)	
<div>PP</div> PREMIER PENTHOUSE	8-9-10	52 (560)	42 (452)	10 (108)	40
<div>DP</div> DELUXE PENTHOUSE	7	61 (657)	43 (463)	18 (194)	10
	6	53 (570)	43 (463)	10 (108)	
	9-10	48 (517)	38 (409)	10 (108)	
<div>PH</div> PENTHOUSE	6	48 (517)	34 (366)	14 (151)	7
	7-8-9	43 (463)	34 (366)	9 (97)	
<div>GT</div> OCEAN GRAND TERRACE SUITE	6-7	39 (420)	28 (301)	11 (118)	70
<div>OT1 OT2 OT3 OT4</div> OCEAN TERRACE SUITE	OT1 6/7 OT2 7/8 OT3 8/9 OT4 9/10	35 (377)	28 (301)	7 (75)	301

TOTAL
461



OWNER'S RESIDENCE

OCEAN RESIDENCES



OR

This layout corresponds to the Owner's Residence



OR + OT2

This layout corresponds to the Owner's Residence with connecting Ocean Terrace suite

OWNER'S RESIDENCE

SUITE FEATURES

- Dedicated private butler services by the Residence Manager
- Oversized floor-to-ceiling windows with views of the sea
- Separate living, dining and sleeping areas
- Abundant lounge area
- Dining table for 8 guests
- Spacious work desk area
- In-suite welcome bottle of Dom Pérignon
- Private bar, replenished according to the guests' preferences
- Espresso machine, kettle and tea pot with a complimentary selection of coffee and teas
- Complimentary personal refillable water bottle for each guest
- Pair of binoculars for guests' use during their journey
- Technogym Bench and Technogym Case Kit for an efficient in-suite fitness experience
- Laptop-size safe
- Butler pantry area

OUTDOOR

- Panoramic ocean-front terrace covering the full ship's width, with a private spacious whirlpool, day beds, a dining table, a scenic lounge area, shower

BEDROOM

- Bespoke king-sized bed sleep system - size: 200 x 200 cm (79 x 79 in)
- Down duvets and pillows
- Fine bed linens
- Extensive pillow selection
- Oversized dressing room

BATHROOM

- Luxurious marble double vanity bathroom
- Spacious bathtub and separate shower room
- Private steam room
- Plush bathrobes and bath linens
- Dyson Supersonic™ hairdryer and illuminated make-up/shaving mirror
- Additional guest powder room

DECK: 8 - Aft
NUMBER OF SUITES: 1
MAXIMUM CAPACITY:
2 adults and 1 child under 2 years old (*in a baby cot*).
A connecting Ocean Terrace suite can be reserved additionally, allowing for a total maximum capacity of 4 adults or 3 adults and 1 child under 18 years old.

TOTAL SUITE AREA: 280 sqm (3,014 sq ft)
SUITE: 155 sqm (1,668 sq ft)
TERRACE: 125 sqm (1,345 sq ft)



OCEAN RESIDENCES



COCOON RESIDENCE CR

DECK: 6 - Aft
NUMBER OF SUITES: 2
MAXIMUM CAPACITY: 3 adults or 2 adults and 2 children under 18 years old (*baby cot or double sofa bed*)

TOTAL SUITE AREA: 149 sqm (*1,604 sq ft*)
SUITE: 74 sqm (*797 sq ft*)
TERRACE: 75 sqm (*807 sq ft*)

SUITE FEATURES

- Private butler services by our Residence Hosts
- Oversized windows with views of the sea
- Separate living, dining and sleeping areas
- Spacious lounge area
- Dining table for 4 guests
- Spacious work desk area
- In-suite welcome bottle of champagne
- Private refrigerated mini-bar, replenished according to the guests’ preferences from a selection of alcoholic and non-alcoholic beverages
- Espresso machine, kettle and tea pot with a complimentary selection of coffee and teas
- Complimentary personal refillable water bottle for each guest
- Pair of binoculars for guests’ use during their journey
- Technogym Bench and Technogym Case Kit for an efficient in-suite fitness experience
- Safe accommodating most tablets and laptops

OUTDOOR

- Panoramic ocean-front terrace, with private outdoor whirlpool, a dining table, a scenic area and sun loungers

BEDROOM

- Bespoke king-sized bed sleep system - size: 200 x 200 cm (*79 x 79 in*)
- Double sofa bed
- Down duvets and pillows
- Fine bed linens
- Extensive pillow selection
- Spacious walk-in wardrobe with a seated vanity area

BATHROOM

- Luxurious marble bathroom with a bathtub, a separate walk-in shower room and heated floors
- Plush bathrobes and bath linens
- Mandala Blue custom bath toiletries and amenities for Explora Journeys
- Dyson Supersonic™ hairdryer and illuminated make-up/shaving mirror
- Additional guest powder room



SERENITY RESIDENCE SR

DECK: 7, 9 - Aft
NUMBER OF SUITES: 4
MAXIMUM CAPACITY: 3 adults or 2 adults and 2 children under 18 years old (*baby cot or double sofa bed*)

TOTAL SUITE AREA: 113 sqm (1,216 sq ft) – deck 7 / 126 sqm (*1,356 sq ft*) – deck 9
SUITE: 60 sqm (646 sq ft)
TERRACE: 53 sqm (*570 sq ft*) – deck 7 / 66 sqm (*710 sq ft*) – deck 9

SUITE FEATURES

- Private butler services by our Residence Hosts
- Oversized floor-to-ceiling windows with views of the sea
- Separate living, dining and sleeping areas
- Spacious lounge area
- Dining table for 4 guests
- Spacious work desk area
- In-suite welcome bottle of champagne
- Private refrigerated mini-bar, replenished according to the guests’ preferences from a selection of alcoholic and non-alcoholic beverages
- Espresso machine, kettle and tea pot with a complimentary selection of coffee and teas
- Complimentary personal refillable water bottle for each guest
- Pair of binoculars for guests’ use during their journey
- Technogym Bench and Technogym Case Kit for an efficient in-suite fitness experience
- Safe accommodating most tablets and laptops

OUTDOOR

- Panoramic ocean-front terrace with private outdoor whirlpool, a dining table, a daybed and sun loungers

BEDROOM

- Bespoke king-sized bed sleep system - size: 180 x 200 cm (*71 x 79 in*)
- Some suites feature twin beds – size: 2 x 90 x 200 cm (*35 x 79 in*)
- Double sofa bed
- Down duvets and pillows
- Fine bed linens
- Extensive pillow selection
- Spacious walk-in wardrobe with a seated vanity area

BATHROOM

- Luxurious marble bathroom with a bathtub, a separate walk-in shower room and heated floors
- Plush bathrobes and bath linens
- Mandala Blue custom bath toiletries and amenities for Explora Journeys
- Dyson Supersonic™ hairdryer and illuminated make-up/shaving mirror



RETREAT RESIDENCE RR

DECK: 7, 8, 9 - Forward
NUMBER OF SUITES: 6
MAXIMUM CAPACITY: 3 adults or 2 adults and 2 children under 18 years old (*baby cot or double sofa bed*)

TOTAL SUITE AREA: 77 sqm (*829 sq ft*) – decks 8, 9 / 81 sqm (*872 sq ft*) – deck 7
SUITE: 63 sqm (*678 sq ft*)
TERRACE: 14 sqm (*151 sq ft*) – decks 8, 9 / 18 sqm (*194 sq ft*) – deck 7

SUITE FEATURES

- Private butler services by our Residence Hosts
- Oversized floor-to-ceiling windows with views of the sea
- Separate living, dining and sleeping areas
- Spacious lounge area
- Dining table for 4 guests
- Spacious work desk area
- In-suite welcome bottle of champagne
- Private refrigerated mini-bar, replenished according to the guests’ preferences from a selection of alcoholic and non-alcoholic beverages
- Espresso machine, kettle and tea pot with a complimentary selection of coffee and teas
- Complimentary personal refillable water bottle for each guest
- Pair of binoculars for guests’ use during their journey
- Technogym Case Kit with a smart range of fitness gear
- Safe accommodating most tablets and laptops

OUTDOOR

- Spacious ocean-front terrace with private outdoor whirlpool and a dining area

BEDROOM

- Bespoke king-sized bed sleep system - size: 200 x 200 cm (*79 x 79 in*)
- Double sofa bed
- Down duvets and pillows
- Fine bed linens
- Extensive pillow selection
- Spacious walk-in wardrobe with a seated vanity area

BATHROOM

- Luxurious marble bathroom with a bathtub, a separate walk-in shower room and heated floors
- Plush bathrobes and bath linens
- Mandala Blue custom bath toiletries and amenities for Explora Journeys
- Dyson Supersonic™ hairdryer and illuminated make-up/shaving mirror
- Additional guest powder room



COVE RESIDENCE CO

DECK: 6, 7, 8, 9, 10 - Middle
NUMBER OF SUITES: 10
MAXIMUM CAPACITY: 3 adults or 2 adults and 2 children under 18 years old (*baby cot or double sofa bed*)

TOTAL SUITE AREA: 70 sqm (*753 sq ft*) – decks 7, 8, 9, 10 / 80 sqm (*861 sq ft*) – deck 6
SUITE: 56 sqm (*603 sq ft*)
TERRACE: 14 sqm (*151 sq ft*) – decks 7, 8, 9, 10 / 24 sqm (*258 sq ft*) – deck 6

SUITE FEATURES

- Private butler services by our Residence Hosts
- Oversized floor-to-ceiling windows with views of the sea
- Separate living, dining and sleeping areas
- Spacious lounge area
- Dining table for 4 guests
- Spacious work desk area
- In-suite welcome bottle of champagne
- Private refrigerated mini-bar, replenished according to the guests’ preferences from a selection of alcoholic and non-alcoholic beverages
- Espresso machine, kettle and tea pot with a complimentary selection of coffee and teas
- Complimentary personal refillable water bottle for each guest
- Pair of binoculars for guests’ use during their journey
- Technogym Case Kit with a smart range of fitness gear
- Safe accommodating most tablets and laptops

OUTDOOR

- Spacious oceanfront terrace with private outdoor whirlpool, a dining table and sun loungers

BEDROOM

- Bespoke king-sized bed sleep system - size: 180 x 200 cm (*71 x 79 in*)
- Some suites feature twin beds – size: 2 x 90 x 200 cm (*35 x 79 in*)
- Double sofa bed
- Down duvets and pillows
- Fine bed linens
- Extensive pillow selection
- Spacious walk-in wardrobe with a seated vanity area

BATHROOM

- Spacious bathroom with walk-in shower and heated floors
- Plush bathrobes and bath linens
- Mandala Blue custom bath toiletries and amenities for Explora Journeys
- Dyson Supersonic™ hairdryer and illuminated make-up/shaving mirror



OCEAN PENTHOUSES



This layout corresponds to Grand Penthouses on decks 7, 8, 9, 10

GRAND PENTHOUSE GP

DECK: 6, 7, 8, 9, 10 – Middle
NUMBER OF SUITES: 10
MAXIMUM CAPACITY: 3 adults or 2 adults and 2 children under 18 years old (*baby cot or double sofa bed*)

TOTAL SUITE AREA: 60 sqm (*646 sq ft*) – decks 7, 8, 9, 10 / 68 sqm (*732 sq ft*) – deck 6
SUITE: 47 sqm (*506 sq ft*)
TERRACE: 13 sqm (*140 sq ft*) – decks 7, 8, 9, 10 / 21 sqm (*226 sq ft*) – deck 6

SUITE FEATURES

- Oversized floor-to-ceiling windows with views of the sea
- Separate living, dining and sleeping areas
- Spacious lounge area
- Dining table for 4 guests
- Spacious work desk area
- In-suite welcome bottle of champagne
- Private refrigerated mini-bar, replenished according to the guests’ preferences from a selection of alcoholic and non-alcoholic beverages
- Espresso machine, kettle and tea pot with a complimentary selection of coffee and teas
- Complimentary personal refillable water bottle for each guest
- Pair of binoculars for guests’ use during their journey
- Technogym Case Kit with a smart range of fitness gear
- Safe accommodating most tablets and laptops

OUTDOOR

- Spacious oceanfront terrace with a dining area
- Comfortable daybed for relaxation

BEDROOM

- Bespoke king-sized bed sleep system - size: 180 x 200 cm (*71 x 79 in*)
- Some suites feature twin beds – size: 2 x 90 x 200 cm (*35 x 79 in*)
- Double sofa bed
- Down duvets and pillows
- Fine bed linens
- Extensive pillow selection
- Spacious walk-in wardrobe with a seated vanity area

BATHROOM

- Spacious bathroom with a bathtub and heated floors
- Plush bathrobes and bath linens
- Mandala Blue custom bath toiletries and amenities for Explora Journeys
- Dyson Supersonic™ hairdryer and illuminated make-up/shaving mirror
- Some suites feature a walk-in shower and accessibility features



PREMIER PENTHOUSE PP

DECK: 8, 9, 10 – Middle
NUMBER OF SUITES: 40
MAXIMUM CAPACITY: 3 adults or 2 adults and 1 child under 18 years old (*baby cot or double sofa bed*)

TOTAL SUITE AREA: 52 sqm (*560 sq ft*)
SUITE: 42 sqm (*452 sq ft*)
TERRACE: 10 sqm (*108 sq ft*)

SUITE FEATURES

- Oversized floor-to-ceiling windows with views of the sea
- Separate living, dining and sleeping areas
- Dining table for 4 guests
- Spacious work desk area
- In-suite welcome bottle of champagne
- Private refrigerated mini-bar, replenished according to the guests’ preferences from a selection of alcoholic and non-alcoholic beverages
- Espresso machine, kettle and tea pot with a complimentary selection of coffee and teas
- Complimentary personal refillable water bottle for each guest
- Pair of binoculars for guests’ use during their journey
- Technogym Case Kit with a smart range of fitness gear
- Safe accommodating most tablets and laptops

OUTDOOR

- Spacious oceanfront terrace with a dining area
- Comfortable daybed for relaxation

BEDROOM

- Bespoke king-sized bed sleep system - size: 180 x 200 cm (*71 x 79 in*)
- Some suites feature twin beds – size: 2 x 90 x 200 cm (*35 x 79 in*)
- Some suites feature a sofa bed
- Down duvets and pillows
- Fine bed linens
- Extensive pillow selection
- Spacious walk-in wardrobe with a seated vanity area

BATHROOM

- Spacious bathroom with a walk-in shower and heated floors
- Plush bathrobes and bath linens
- Mandala Blue custom bath toiletries and amenities for Explora Journeys
- Dyson Supersonic™ hairdryer and illuminated make-up/shaving mirror



This layout corresponds to Deluxe Penthouses on decks 9 and 10

DELUXE PENTHOUSE DP

DECK: 6, 7 – Aft / 9, 10 - Aft and Forward
NUMBER OF SUITES: 10
MAXIMUM CAPACITY: 2 adults and 1 child under 2 years old (*in a baby cot*)

TOTAL SUITE AREA: 48 sqm (*517 sq ft*) – decks 9, 10 / 53 sqm (*570 sq ft*) – deck 6 / 61 sqm (*657 sq ft*) – deck 7
SUITE: 38 sqm (*409 sq ft*) – decks 9, 10 / 43 sqm (*463 sq ft*) – decks 6, 7
TERRACE: 10 sqm (*108 sq ft*) – decks 6, 9, 10 / 18 sqm (*194 sq ft*) – deck 7

SUITE FEATURES

- Oversized floor-to-ceiling windows with views of the sea
- Spacious lounge area
- Dining table for 4 guests
- Some suites feature a spacious work desk area (*decks 6-7*)
- In-suite welcome bottle of champagne
- Private refrigerated mini-bar, replenished according to the guests’ preferences from a selection of alcoholic and non-alcoholic beverages
- Espresso machine, kettle and tea pot with a complimentary selection of coffee and teas
- Complimentary personal refillable water bottle for each guest
- Pair of binoculars for guests’ use during their journey
- Technogym Case Kit with a smart range of fitness gear
- Safe accommodating most tablets and laptops

OUTDOOR

- Spacious oceanfront terrace with a dining area
- Comfortable daybed (*decks 9-10*) or lounge chairs (*decks 6-7*) for relaxation

BEDROOM

- Bespoke king-sized bed sleep system - size: 180 x 200 cm (*71 x 79 in*)
- Some suites feature twin beds – size: 2 x 90 x 200 cm (*35 x 79 in*)
- Down duvets and pillows
- Fine bed linens
- Extensive pillow selection
- Spacious walk-in wardrobe with a seated vanity area

BATHROOM

- Spacious bathroom with a walk-in shower and heated floors
- Some suites feature a bathtub
- Plush bathrobes and bath linens
- Mandala Blue custom bath toiletries and amenities for Explora Journeys
- Dyson Supersonic™ hairdryer and illuminated make-up/shaving mirror



This layout corresponds to Penthouses on deck 6

PENTHOUSE PH

DECK: 6, 7, 8, 9 – Aft
NUMBER OF SUITES: 7
MAXIMUM CAPACITY: 2 adults and 1 child under 2 years old (*in a baby cot*)

TOTAL SUITE AREA: 43 sqm (*463 sq ft*) – decks 7, 8, 9 / 48 sqm (*517 sq ft*) – deck 6
SUITE: 34 sqm (*366 sq ft*)
TERRACE: 9 sqm (*97 sq ft*) – decks 7, 8, 9 / 14 sqm (*151 sq ft*) – deck 6

SUITE FEATURES

- Oversized floor-to-ceiling windows with views of the sea
- Spacious lounge area
- Dining table for 4 guests
- In-suite welcome bottle of champagne
- Private refrigerated mini-bar, replenished according to the guests’ preferences from a selection of alcoholic and non-alcoholic beverages
- Espresso machine, kettle and tea pot with a complimentary selection of coffee and teas
- Complimentary personal refillable water bottle for each guest
- Pair of binoculars for guests’ use during their journey
- Technogym Case Kit with a smart range of fitness gear
- Safe accommodating most tablets and laptops

OUTDOOR

- Spacious oceanfront terrace with a dining area
- Comfortable daybed for relaxation

BEDROOM

- Bespoke king-sized bed sleep system - size: 180 x 200 cm (*71 x 79 in*)
- Some suites feature twin beds – size: 2 x 90 x 200 cm (*35 x 79 in*)
- Down duvets and pillows
- Fine bed linens
- Extensive pillow selection
- Spacious walk-in wardrobe with a seated vanity area

BATHROOM

- Spacious bathroom with a walk-in shower and heated floors
- Plush bathrobes and bath linens
- Mandala Blue custom bath toiletries and amenities for Explora Journeys
- Dyson Supersonic™ hairdryer and illuminated make-up/shaving mirror



OCEAN SUITES



OCEAN GRAND TERRACE SUITE GT

DECK: 6, 7 - Aft, Middle, Forward
NUMBER OF SUITES: 70
MAXIMUM CAPACITY: 2 adults and 1 child under 18 years old (*baby cot or a sofa bed*)

TOTAL SUITE AREA: 39 sqm (*420 sq ft*)
SUITE: 28 sqm (*301 sq ft*)
TERRACE: 11 sqm (*118 sq ft*)

SUITE FEATURES

- Oversized floor-to-ceiling windows with views of the sea
- Lounge area with coffee/dining table
- In-suite welcome bottle of champagne
- Private refrigerated mini-bar, replenished according to the guests’ preferences from a selection of alcoholic and non-alcoholic beverages
- Espresso machine, kettle and tea pot with a complimentary selection of coffee and teas
- Complimentary personal refillable water bottle for each guest
- Pair of binoculars for guests’ use during their journey
- Safe accommodating most tablets and laptops

OUTDOOR

- Spacious oceanfront terrace with a dining area
- Comfortable daybed for relaxation

BEDROOM

- Bespoke king-sized bed sleep system – size: 180 x 200 cm (*71 x 79 in*)
- Some suites feature twin beds – size: 2 x 90 x 200 cm (*35 x 79 in*)
- Some suites feature a sofa bed
- Down duvets and pillows
- Fine bed linens
- Extensive pillow selection
- Spacious walk-in wardrobe with a seated vanity area

BATHROOM

- Spacious bathroom with a walk-in shower and heated floors
- Plush bathrobes and bath linens
- Mandala Blue custom bath toiletries and amenities for Explora Journeys
- Dyson Supersonic™ hairdryer and illuminated make-up/shaving mirror
- Some suites feature a bathtub



OCEAN TERRACE SUITE OT1, OT2, OT3, OT4

DECK: OT1 - 6, 7 / OT2 - 7, 8 / OT3 - 8, 9 / OT4 - 9, 10 - Aft, Middle, Forward
NUMBER OF SUITES: OT1 – 58, OT2 – 100, OT3 – 72, OT4 – 71
MAXIMUM CAPACITY: 2 adults and 1 child under 18 years old (*baby cot or a sofa bed*)

TOTAL SUITE AREA: 35 sqm (*377 sq ft*)
SUITE: 28 sqm (*301 sq ft*)
TERRACE: 7 sqm (*75 sq ft*)

SUITE FEATURES

- Oversized floor-to-ceiling windows with views of the sea
- Lounge area with coffee/dining table
- In-suite welcome bottle of champagne
- Private refrigerated mini-bar, replenished according to the guests’ preferences from a selection of alcoholic and non-alcoholic beverages
- Espresso machine, kettle and tea pot with a complimentary selection of coffee and teas
- Complimentary personal refillable water bottle for each guest
- Pair of binoculars for guests’ use during their journey
- Safe accommodating most tablets and laptops

OUTDOOR

- Spacious oceanfront terrace with a dining area
- Comfortable daybed for relaxation

BEDROOM

- Bespoke king-sized bed sleep system – size: 180 x 200 cm (*71 x 79 in*)
- Some suites feature twin beds – size: 2 x 90 x 200 cm (*35 x 79 in*)
- Some suites feature a sofa bed
- Down duvets and pillows
- Fine bed linens
- Extensive pillow selection
- Spacious walk-in wardrobe with a seated vanity area

BATHROOM

- Spacious bathroom with a walk-in shower and heated floors
- Plush bathrobes and bath linens
- Mandala Blue custom bath toiletries and amenities for Explora Journeys
- Dyson Supersonic™ hairdryer and illuminated make-up/shaving mirror
- Some suites feature bathtubs and accessible features



OCEAN TERRACE SUITE

ACCESSIBLE SUITES

FEATURES AND AMENITIES:

- Roll-in shower with grab-bar and fold-down seat (height of seat from the floor is 450 mm / 17.7 in)
- Grab bar next to the toilet seat
- Portable toilet seat risers available on board
- Hand-held shower wand
- Lowered towel racks
- Accessibility equipment for hearing impaired (Assistive Listening System (ALS) and/or TTY devices)
- Lowered wardrobe bars and shelving
- Lowered safe
- Double peephole on entrance door
- All doorways are wheelchair accessible
- Entrance door width 900 mm (31.5 in)
- Bathroom door width 900 mm (31.5 in)

**ACCESSIBLE GRAND PENTHOUSE
GP**

DECK: 9 - Middle, close to lifts
NUMBER OF SUITES: 1

TOTAL SUITE AREA: 60 sqm – 646 sq ft
SUITE: 47 sqm – 506 sq ft
TERRACE: 13 sqm – 140 sq ft

This accessible suite can be connected to a Ocean Terrace Suite (OT4)

**ACCESSIBLE OCEAN TERRACE SUITE
OT2, OT3, OT4**

DECK 8, 9, 10 - Forward, close to lifts
NUMBER OF SUITES OT2 - 4, OT3 - 4, OT4 - 1

TOTAL SUITE AREA: 49 sqm – 526 sq ft
SUITE: 39 sqm – 419 sq ft
TERRACE: 10 sqm – 107 sq ft

Features may vary by suite.
Please inform your Travel Advisor or the Explora Experience Ambassador of your preferences and requirements when booking



ACCESSIBLE GRAND PENTHOUSE

MULTI-GENERATION-FRIENDLY CONNECTING SUITES

80 MULTI-GENERATION-FRIENDLY CONNECTED SUITES									
SUITE SUB-CATEGORY	CAN BE CONNECTED WITH	QTY, UNIQUE COMBINATIONS	QTY, SUITES WITH CONNECTING DOORS BY SUB-CATEGORY	SUITE COMBINATIONS					
<div>OR</div> OWNER'S RESIDENCE	OT2	1	1	8101-8100					
<div>RR</div> RETREAT RESIDENCE	GT	2	4	7001-7003	7002-7004				
	OT3	2		9001-9003	9002-9004				
<div>CO</div> COVE RESIDENCE	GP	2	2	10007-10009	10022-10024				
<div>GP</div> GRAND PENTHOUSE	GT	2	10	6012-6014	6011-6013				
	OT4	2		9033-9035	9032-9034				
	OT3	2		8035-8037	8034-8036				
	OT2	2		7039-7041	7038-7040				
<div>PP</div> PREMIER PENTHOUSE	OT4	6	10	9057-9059	9040-9042	9041-9043	9056-9058	10052-10054	10039-10041
	OT3	4		8043-8045	8042-8044	8059-8061	8058-8060		
<div>DP</div> DELUXE PENTHOUSE	OT3	2	2	9087-9089	9086-9088				
<div>GT</div> OCEAN GRAND TERRACE SUITE	GT	2	8	6056-6058	6057-6059				
<div>OT4</div> OCEAN TERRACE SUITE	OT4	4	16	9068-9070	9069-9071	10002-10004	10055-10057		
<div>OT3</div> OCEAN TERRACE SUITE	OT3	4	18	8070-8072	8071-8073	9024-9026	9025-9027		
<div>OT2</div> OCEAN TERRACE SUITE	OT2	4	11	7082-7084	7083-7085	8026-8028	8027-8029		



PREMIER PENTHOUSE

SUITES WITH TWIN BEDS

95 SUITES WITH TWIN BEDS – BY SUB-CATEGORY						
OT2	OT3				OT4	GT
7040	8036	8072	9011	9076	9034	6013
7041	8037	8073	9012	9077	9035	6014
7084	8038	8074	9013	9078	9040	6058
7085	8039	8075	9014	9079	9041	6059
8026	8040	8076	9015	9080	9056	7003
8027	8041	8077	9016	9081	9057	7004
8101	8042	8078	9018	9084	9070	
	8043	8079	9019	9085	9071	
	8052	8080	9020	9086	10004	
	8053	8081	9021	9087	10039	
	8054	8082	9022		10052	
	8055	8083	9023		10053	
	8056	9003	9024			
	8057	9004	9025			
	8058	9005	9026			
	8059	9006	9027			
	8068	9007	9028			
	8069	9008	9029			
	8070	9009	9074			
	8071	9010	9075			



OCEAN GRAND TERRACE SUITE

SUITES WITH BATHTUBS

49 SUITES WITH BATHTUBS – BY SUB-CATEGORY									
OT2	OT3	OT4	GT	DP	GP	RR	SR	CR	OR
7084	8042	9040	6058	9088	6011	7001	7114	6088	8100
7085	8043	9041	6059	9089	6012	7002	7115	6089	
	8058	9056		9090	7038	8001	9094		
	8059	9057		9091	7039	8002	9095		
	8072	9070		10003	8034	9001			
	8073	9071		10005	8035	9002			
		10039		10018	9033				
		10052		10020	10009				
		10057			10024				





SAKURA RESTAURANT

UNIQUE COMPLIMENTARY EXPERIENCES

ALL JOURNEYS INCLUDE:

- Authentic, intuitive service from our team of hospitality experts, with an industry-leading guests to hosts ratio of 1.25 to 1
- Nine distinct culinary experiences, including In-Suite Dining
- Unlimited beverages, fine wines and premium spirits, speciality coffees, teas and soft drinks available at all times, including in-suite mini-bar
- Access to the Ocean Wellness – The Spa thermal area
- Group wellness, fitness and mindfulness activities and rituals
- All on-board gratuities
- High-speed complimentary Wi-Fi throughout the ship
- In-suite welcome bottle of champagne upon arrival
- A bottle of wine and a bottle of spirit of the guests’ choice upon arrival
- 24-hour concierge services
- 24-hour In-Suite Dining
- Twice-daily housekeeping services, including evening turndown service
- Shoeshine service
- Shuttle services from port to city centre (where required/available)

Plus additional benefits for guests staying in Ocean Grand Terrace Suites, Ocean Penthouses and Ocean Residences.

**HIGH-SPEED COMPLIMENTARY WI-FI
THROUGHOUT THE SHIP**

Our ships are equipped with enhanced onboard connectivity by Starlink, ensuring stable high-speed internet and Wi-Fi connection in all suites and public spaces.*

*In certain navigation areas, Wi-Fi connection may be slower or unavailable due to circumstances beyond our control.



ADDITIONAL BENEFITS

OCEAN GRAND TERRACE SUITES

Journey inclusions plus:

- Priority dinner reservations for select culinary venues
- Complimentary pressing of garments, within 24 hours after check-in (once per journey)
- One bag of laundry per suite (one per journey), up to 48 hours before check-out

OCEAN RESIDENCES

Ocean Penthouses benefits plus:

- Private butler services by our Residence Hosts
- Enhanced In-Suite Dining exclusive menu, including specialties from several culinary venues
- Enhanced In-Suite Dining breakfast menu served in-suite
- In-suite full bar setup with a selection of premium spirits, wines and soft drinks
- Priority reservations for Destination Experiences
- Unlimited complimentary laundry and pressing services
- Personal welcome by a Residence Host and priority embarkation upon arrival
- VIP lounge at embarkation (where available)
- Round trip airport to port or airport to hotel ground transfers included (available up to a distance of 50 miles/80 km each way from/to port or hotel and from selected airports)

OCEAN PENTHOUSES

Ocean Grand Terrace Suites benefits plus:

- Priority check-in and embarkation (where available)
- One additional bottle of spirit or wine of the guests' preference (three bottles in total)


OWNER'S RESIDENCE

Ocean Residences benefits plus:

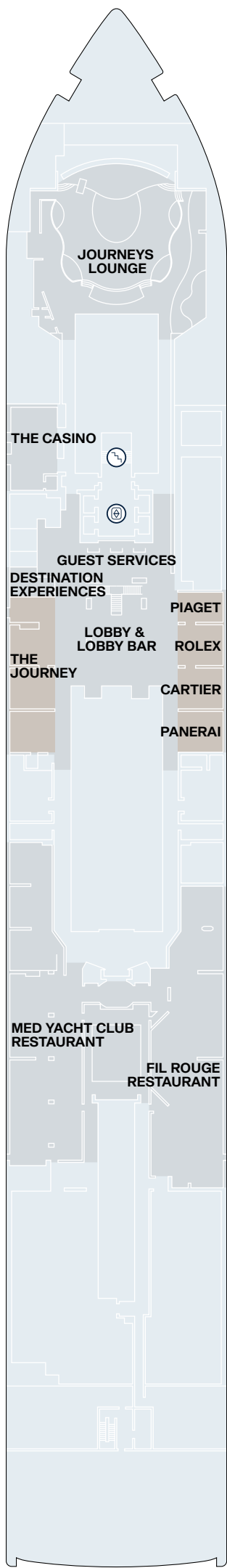
- Dedicated private butler services by the Residence Manager
- In-suite welcome bottle of Dom Pérignon champagne upon arrival
- Unlimited priority reservations for all culinary venues
- Priority access to the Ocean Wellness – The Spa thermal area
- Complimentary treatment at Ocean Wellness – The Spa (one treatment per guest per journey)
- Private driver ashore (one per journey, where available)
- Personal welcome by a Residence Manager and priority embarkation upon arrival
- Complimentary pre- or post-journey hotel night (where available, conditions apply)
- Roundtrip home to airport ground transfers included (available up to a distance of 50 miles/80 km each way from/to airport)
- Roundtrip transfers from/to hotel and port included for a distance of up to 50 miles/80 km each way from/to hotel/port

EXPLORA I

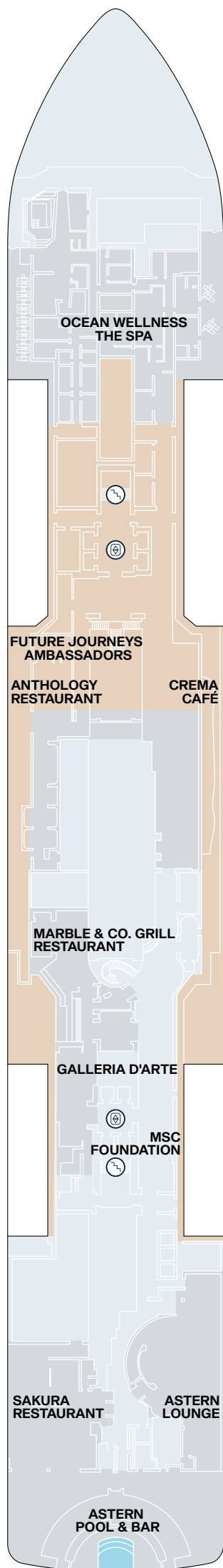
PUBLIC SPACES DECK PLANS



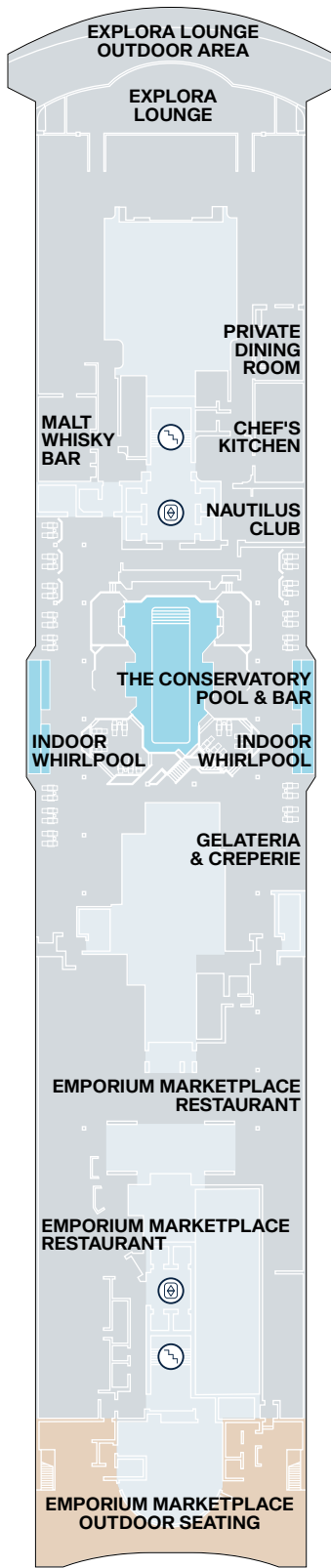
DECK 3



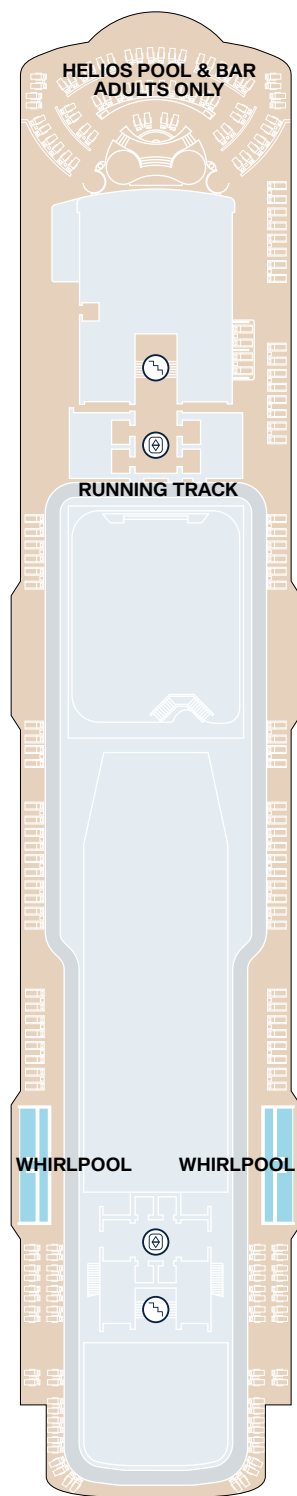
DECK 4



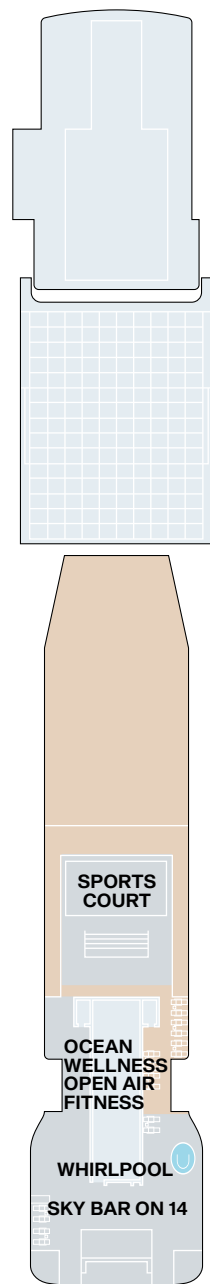
DECK 5



DECK 11



DECK 12



DECK 14





Elegant, spacious and comfortable ocean-front suites, penthouses and residences **DESIGNED** to **CREATE** a home at sea for our *guests*.

YOUR HOME AT SEA

Each of our 461 ocean-front suites, penthouses and residences – all designed with a refined, European elegance – are created to bring guests closer to the ocean itself, with floor-to-ceiling windows and private sun terraces.

Our suites range from 35 sqm (377 sq ft) to 280 sqm (3,014 sq ft), making them among the most spacious in the category.

ALL SUITES FEATURE:

- Floor-to-ceiling windows
- Private sun terraces with a dining area and a sunbed or sun loungers
- Arriving to find luggage delivered and a chilled bottle of champagne waiting
- Walk-in wardrobe with seated vanity area and Dyson Supersonic™ hair dryer
- Heated bathroom floors
- Individual climate and lighting control in each suite
- Gentle motion-activated bedroom night lights
- Infotainment system with on-demand TV options
- Wireless bedside device charging stations
- Mini-bar replenished according to each guest’s preferences
- Espresso machine with biodegradable pods; a kettle and teapot
- Complimentary personal refillable water bottle for each guest
- Mandala Blue custom bath toiletries and amenities for Explora Journeys
- Pair of binoculars for guests’ use during their journey

RESTAURANTS

The culinary riches aboard Explora Journeys take their influences from across the globe, bringing personality, sophistication and a dash of soul to dining at sea – whether in one of the elegant restaurants, by a pool or on a private terrace.

	INCLUSIVE CULINARY EXPERIENCE	INDOOR SEATING	OUTDOOR SEATING	TOTAL SEATING	SURFACE SQM (~ SQ FT)	DECK
Anthology		48	22	70	294 (3,164)	5
Sakura	Yes	80	26	106	255 (2,744)	5
Marble & Co. Grill	Yes	80	10	90	330 (3,552)	5
Med Yacht Club	Yes	170 incl. bar and lounge seating	/	170	190 (2,045)	4
Fil Rouge	Yes	210	/	210	515 (5,543)	4
Emporium Marketplace	Yes	272	98	370	897 (9,655)	11
Chef's Kitchen		12	/	12	92 (990)	11
In-Suite Dining	Yes					

All seating capacities are approximate and might change.





BARS, LOUNGES, ENTERTAINMENT AND ENRICHMENT EXPERIENCES

	INDOOR SEATING	OUTDOOR SEATING	TOTAL	SURFACE SQM (~ SQ FT)	DECK
Lobby Bar	24	/	24	/	4
Journeys Lounge	190	/	190	655 (7,050)	4
Crema Café	56	14	70	415 (4,467)	5
Astern Lounge	69	6	69	302 (3,250)	5
Astern Pool & Bar		84	84	/	5 Fully outdoor
Atoll Pool & Bar		123	123	/	10 Fully outdoor
Explora Lounge	142	38	180	603 (6,490)	11
Malt Whisky Bar	38	/	38	134 (1,442)	11
The Conservatory	28	58	86	/	11
Gelateria & Crêperie at The Conservatory	/	/	/	/	11
Helios Pool & Bar - adults only	/	120	120	/	12 Fully outdoor
Sky Bar on 14	/	54	54	290 (3,121)	14 Fully outdoor
Nautilus Club	30	/	30	52 (559)	11
The Casino	42	/	42	86 (925)	4
Galleria d'Arte			/	304 (3,272)	5
MSC Foundation			/	/	5

*Includes sunbeds, lounge chairs and bar seating
 All seating capacities are approximate and might change.

CURATED SHOPPING EXPERIENCES

	TOTAL	SURFACE SQM (~ SQ FT)	DECK
SHOPPING EXPERIENCES	/	262 (2,820)	4
The Journey			
Rolex boutique			
Panerai boutique			
Cartier watch store			
Piaget boutique			





LOBBY AND LOBBY BAR

EVENT VENUES & SPACES

	DECK	USE & CAPACITIES					STAGE	DANCE FLOOR	
		MEETING ROOM Boardroom Style	MEETING ROOM Classroom Style	COCKTAIL PARTIES Stand up function	GAMES Bridge, Chess, Backgammon, Mahjong	LECTURES, SPEAKER EVENTS			AD HOC Team Building Events, Private Dining
Journeys Lounge	4		190	240		190	190	Yes	Yes
Captain's Table (at Fil Rouge)	4	12	12		12				
Spa outdoor area	5			11					
Astern Pool & Bar	5			30					
Marble & Co. Grill	5	20	20		30		25		
Atoll Pool & Bar	10			40					
Private dining room	11	14	15		20	15	14		
Chef's Kitchen	11						12		
Explora Lounge outdoor area	11			75			75		
Sky Bar on 14	14			54			54		
Sports Court	14						30		

Available for private events outside of opening hours only. All seating capacities are approximate and might change.

OCEAN WELLNESS

THE SPA AND BEAUTY

	SEATS	SURFACE SQM (~ SQ FT)	DECK
THERMAL AREA Steam room Steam shower (in private spa suites) Hydrotherapy pool Finnish sauna Salt cave Experience shower Ice fall Heated marble loungers Relaxation room	24		
11 TREATMENT ROOMS			
2 private spa suites with a dedicated outdoor relaxation area	4 (2 guests each)	713 (7,674)	5
1 double treatment room 7 single treatment rooms 1 single treatment room for specialised skin treatments - <i>the Medi Luxe Treatments by Dr Levy Switzerland</i>	10		
Outdoor relaxation area	11		
BEAUTY FACILITIES			
Beauty Studio	8		
Barber Corner	1		

FITNESS

	SEATS	SURFACE SQM (~ SQ FT)	DECK
Fitness Centre		157 (1,690)	
Fitness Studio	30	70 (753)	10
Open Air Fitness	12	64 (688)	14
Running Track	/	250 m (820 ft)	12
Sports Court	/	14.2 m x 11 m (46,5 ft x 36 ft)	14
In-Suite Fitness			

All seating capacities are approximate and might change.



OCEAN WELLNESS - FITNESS CENTRE



THE CONSERVATORY POOL WITH RETRACTABLE GLASS ROOF

POOLSIDE LEISURE

	SEATS*	DECK
Astern Pool	36	5
Atoll Pool	74	10
The Conservatory Pool with retractable glass roof	60	11
Helios Pool - adults only	62	12
Indoor whirlpools (2 in total)	/	11
Outdoor Whirlpools (3 in total)	/	12/14
Hydrotherapy pool in the Thermal Area	/	5

*Does not include bar and lounge seating
All seating capacities are approximate and might change.

OTHER SERVICES

DECK

Medical Centre	3
Guest Services	4
Destination Experiences	4
Future Journeys Ambassadors	5
Guest Launderette	9-10





Explora

JOURNEYS

[EXPLORAJOURNEYS.COM](https://explorajourneys.com)