



Explora

JOURNEYS



EXPLORA II

SHIP GUIDE



CONTENTS

Page 4

HIGHLIGHTS

Page 5

SHIP OVERVIEW

Page 6

SUITE DECK PLANS

Page 7

GUEST SUITES OVERVIEW

Page 19

INCLUSIVE EXPERIENCES

Page 20

ADDITIONAL BENEFITS

Page 21

PUBLIC SPACES DECK PLANS

Page 22

YOUR HOME AT SEA

Page 23

DINING

Page 24

LOUNGING

Page 26

EVENT VENUES & SPACES

Page 27

OCEAN WELLNESS

Page 29

OTHER SERVICES

APRIL 2025

SAIL UNIQUE

Designed to feel like your own private yacht

Explora Journeys offers guests unparalleled comfort and space, for the first time ever a genuine home-away-from-home at sea.



EXPLORA I

2023

EXPLORA II

2024

EXPLORA III

2026

EXPLORA IV

2027

EXPLORA V

2027

EXPLORA VI

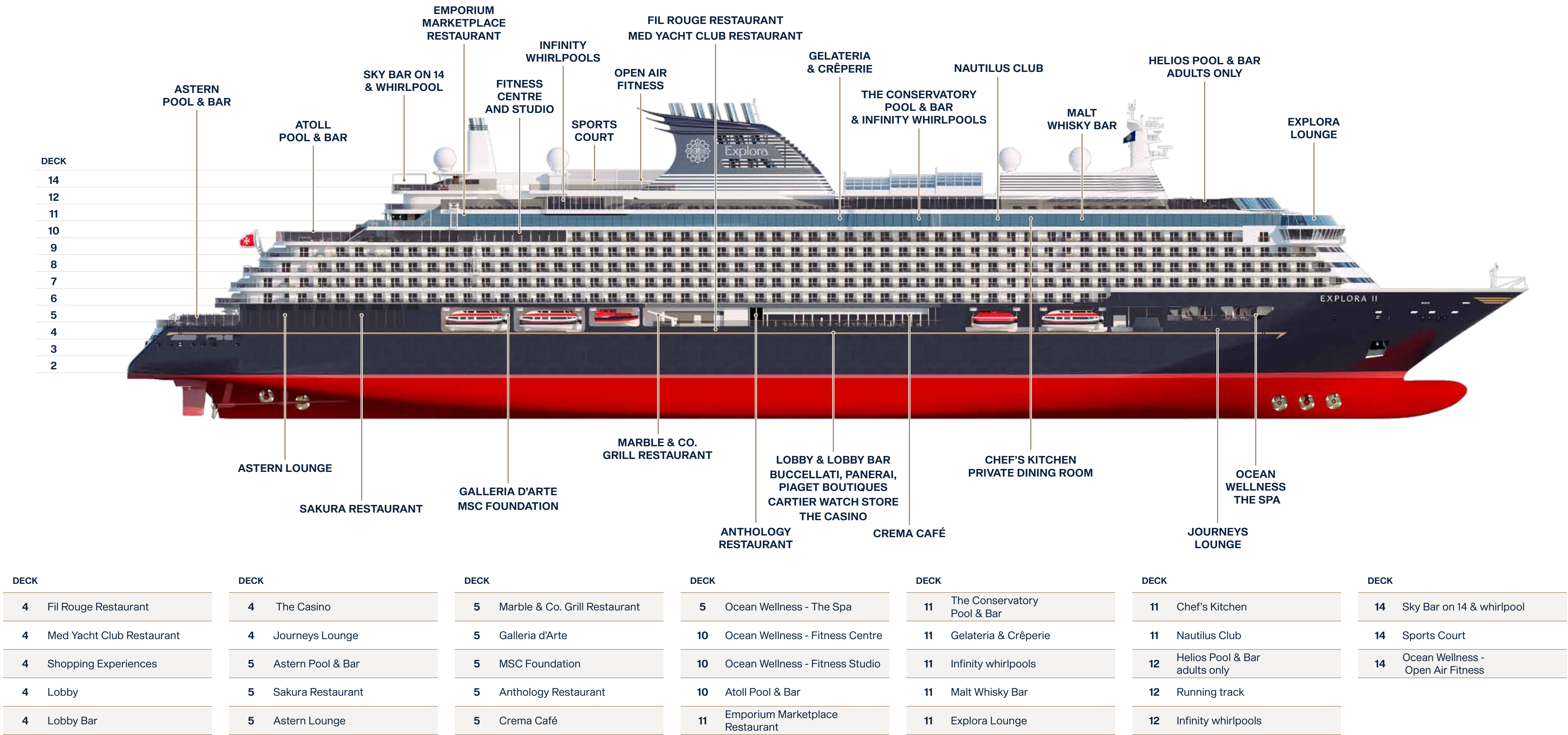
2028



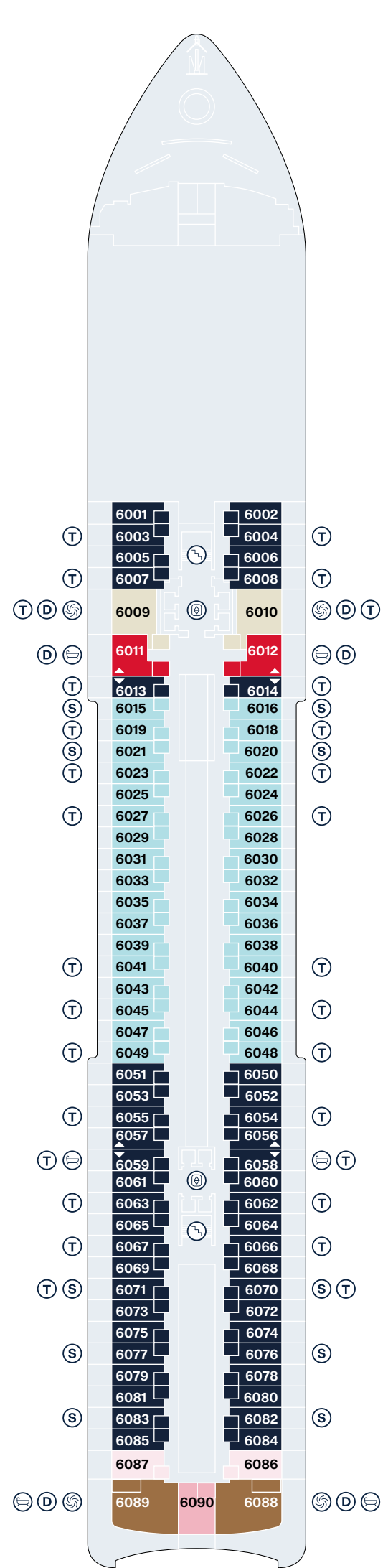
HIGHLIGHTS

| | |
|---------------------------------------|--|
| GROSS TONNAGE | 63,900 GT |
| LENGTH | 248 m / ~ 813 ft |
| BEAM | 32 m ~ 105 ft |
| HEIGHT ABOVE WATERLINE | 56 m ~ 184 ft |
| SPEED (MAX) | 18 knots (20.2 knots) |
| VOLTAGE (IN SUITES) | 110/220 volts |
| DECKS | 14 |
| TOTAL PUBLIC SPACE | ~ 16,600 sqm / ~ 178,680 sq ft |
| TOTAL OUTDOOR PUBLIC SPACE | ~ 6,250 sqm / ~ 67,275 sq ft |
| TOTAL OUTDOOR PUBLIC SPACE PER GUEST | ~ 6. 5 sqm / ~ 70 sq ft |
| NUMBER OF SUITES | 461, incl. 10 suites with accessibility features |
| CATEGORY-LEADING GUEST PER HOST RATIO | 1.25 : 1 |
| POOLS | - 5 pools and 5 whirlpools, incl. - 3 heated outdoor pools - 1 indoor pool with retractable glass roof - 1 indoor hydrotherapy pool |

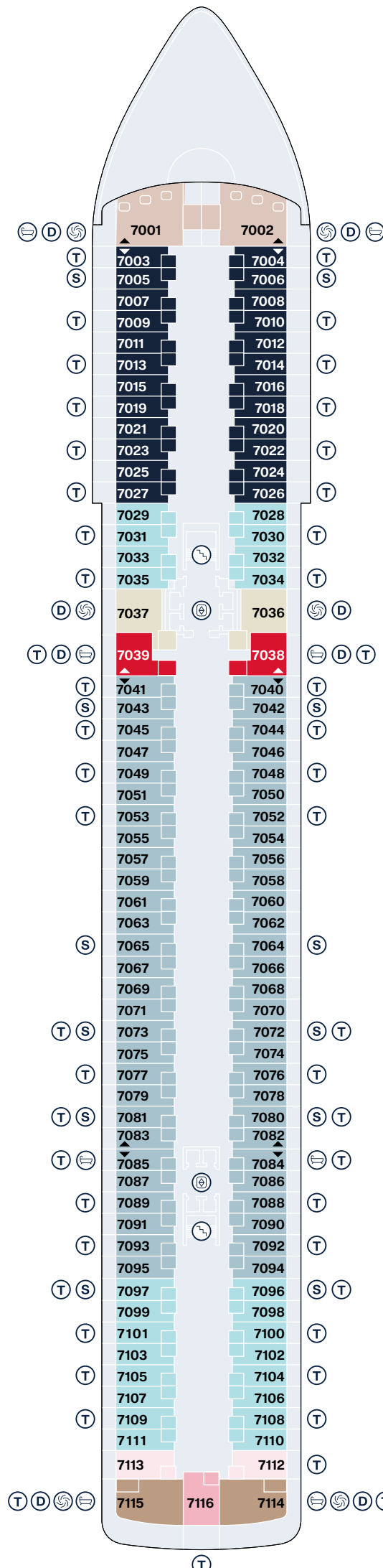
EXPLORA II SHIP OVERVIEW



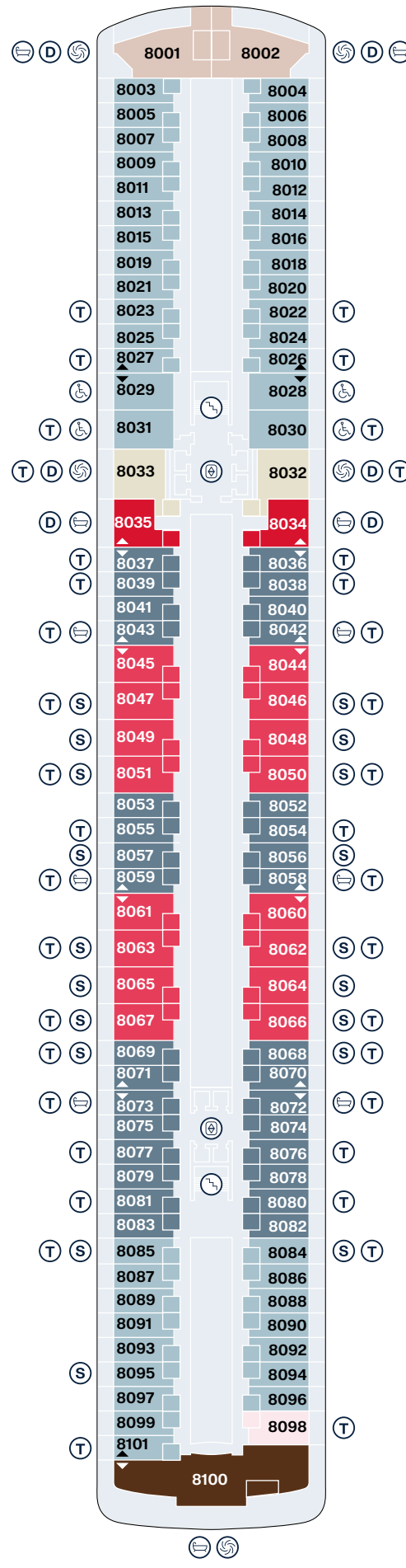
EXPLORA II SUITE DECK PLANS



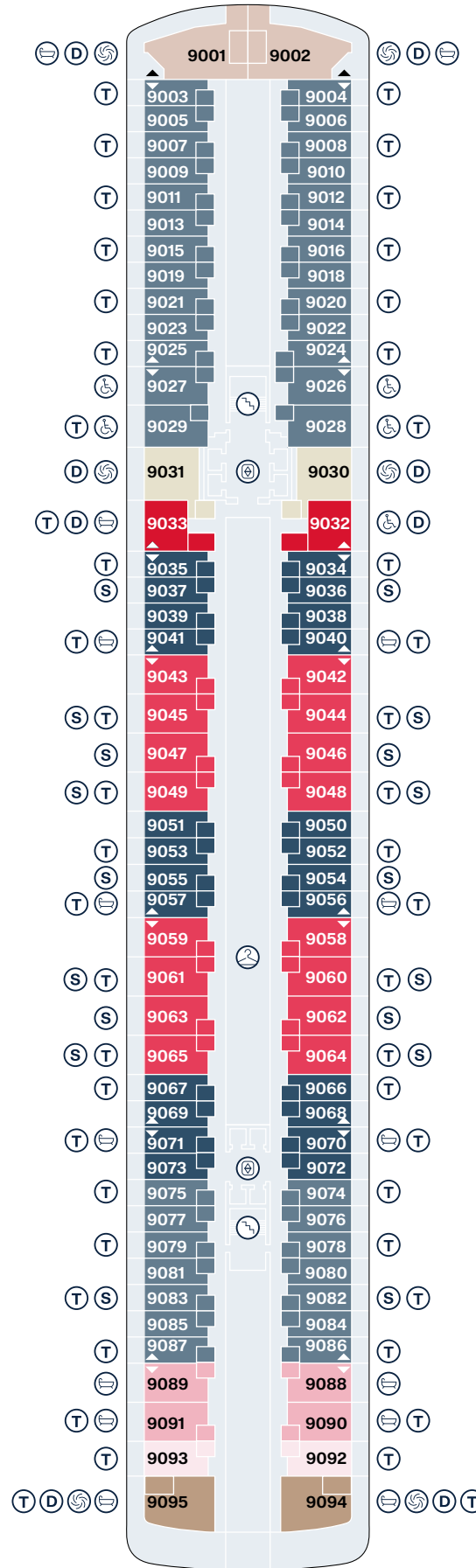
DECK 6



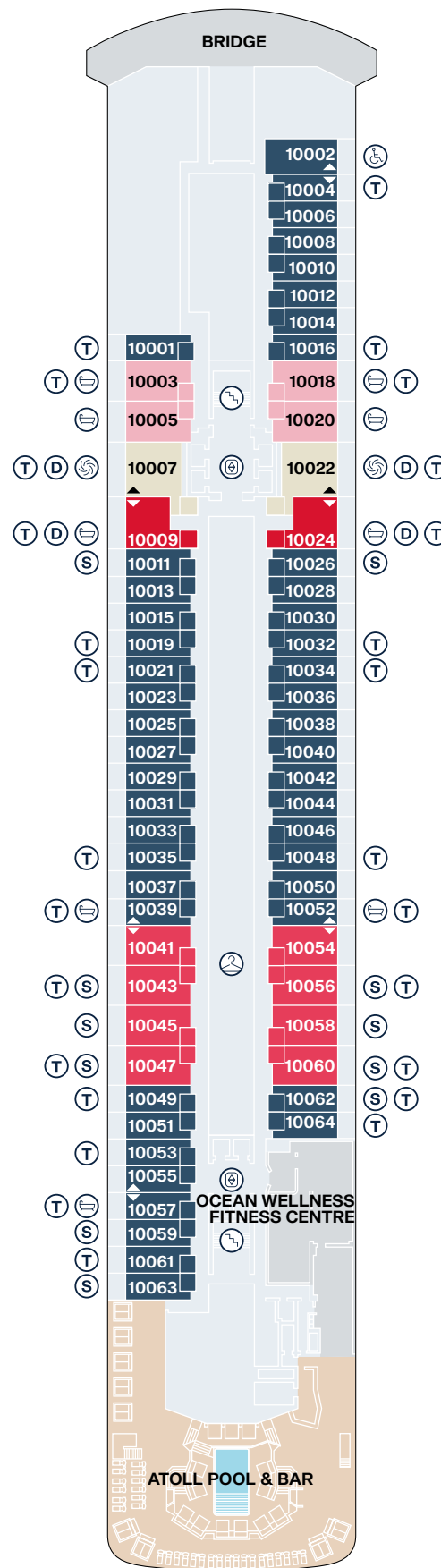
DECK 7



DECK 8



DECK 9



DECK 10

- | | |
|-----|---------------------------|
| OR | OWNER'S RESIDENCE |
| CR | COCOON RESIDENCE |
| SR | SERENITY RESIDENCE |
| RR | RETREAT RESIDENCE |
| CO | COVE RESIDENCE |
| GP | GRAND PENTHOUSE |
| PP | PREMIER PENTHOUSE |
| DP | DELUXE PENTHOUSE |
| PH | PENTHOUSE |
| GT | OCEAN GRAND TERRACE SUITE |
| OT4 | OCEAN TERRACE SUITE |
| OT3 | OCEAN TERRACE SUITE |
| OT2 | OCEAN TERRACE SUITE |
| OT1 | OCEAN TERRACE SUITE |
| | PRIVATE WHIRLPOOL |
| | TWIN BEDS |
| | SINGLE SOFA BED |
| | DOUBLE SOFA BED |
| | GUEST LAUNDRY |
| | ACCESSIBLE SUITES |
| | BATH |
| | LIFT |
| | CONNECTING SUITES |



RETREAT RESIDENCE

GUEST SUITES OVERVIEW

| SUITE NAME | DECK | TOTAL SUITE AREA SQM (~ SQ FT) | SUITE AREA SQM (~ SQ FT) | TERRACE AREA SQM (~ SQ FT) | QUANTITY |
|--|---|-----------------------------------|-----------------------------|-------------------------------|----------|
| <div>OR</div> OWNER'S RESIDENCE | 8 | 280 (3,014) | 155 (1,668) | 125 (1,345) | 1 |
| <div>CR</div> COCOON RESIDENCE | 6 | 149 (1,604) | 74 (797) | 75 (807) | 2 |
| <div>SR</div> SERENITY RESIDENCE | 9 | 126 (1,356) | 60 (646) | 66 (710) | 4 |
| | 7 | 113 (1,216) | 60 (646) | 53 (570) | |
| <div>RR</div> RETREAT RESIDENCE | 7 | 81 (872) | 63 (678) | 18 (194) | 6 |
| | 8-9 | 77 (829) | 63 (678) | 14 (151) | |
| <div>CO</div> COVE RESIDENCE | 6 | 80 (861) | 56 (603) | 24 (258) | 10 |
| | 7-8-9-10 | 70 (753) | 56 (603) | 14 (151) | |
| <div>GP</div> GRAND PENTHOUSE | 6 | 68 (732) | 47 (506) | 21 (226) | 10 |
| | 7-8-9-10 | 60 (646) | 47 (506) | 13 (140) | |
| <div>PP</div> PREMIER PENTHOUSE | 8-9-10 | 52 (560) | 42 (452) | 10 (108) | 40 |
| <div>DP</div> DELUXE PENTHOUSE | 7 | 61 (657) | 43 (463) | 18 (194) | 10 |
| | 6 | 53 (570) | 43 (463) | 10 (108) | |
| | 9-10 | 48 (517) | 38 (409) | 10 (108) | |
| <div>PH</div> PENTHOUSE | 6 | 48 (517) | 34 (366) | 14 (151) | 7 |
| | 7-8-9 | 43 (463) | 34 (366) | 9 (97) | |
| <div>GT</div> OCEAN GRAND TERRACE SUITE | 6-7 | 39 (420) | 28 (301) | 11 (118) | 70 |
| <div>OT1 OT2 OT3 OT4</div> OCEAN TERRACE SUITE | OT1 6/7 OT2 7/8 OT3 8/9 OT4 9/10 | 35 (377) | 28 (301) | 7 (75) | 301 |

TOTAL
461



OWNER'S RESIDENCE

OCEAN RESIDENCES



OR

This layout corresponds to the Owner's Residence



OR + OT2

This layout corresponds to the Owner's Residence with connecting Ocean Terrace suite

OWNER'S RESIDENCE

SUITE FEATURES

- Dedicated private butler services by the Residence Manager
- Oversized floor-to-ceiling windows with views of the sea
- Separate living, dining and sleeping areas
- Abundant lounge area
- Dining table for 8 guests
- Spacious work desk area
- In-suite welcome bottle of Dom Pérignon
- Private bar, replenished according to the guests' preferences
- Espresso machine, kettle and tea pot with a complimentary selection of coffee and teas
- Complimentary personal refillable water bottle for each guest
- Pair of binoculars for guests' use during their journey
- Technogym Bench and Technogym Case Kit for an efficient in-suite fitness experience
- Safe accommodating most tablets and laptops
- Butler pantry area

DECK: 8 - Aft
NUMBER OF SUITES: 1
MAXIMUM CAPACITY: 2 adults and 1 child under 2 years old (*in a baby cot*).
A connecting Ocean Terrace suite can be reserved additionally, allowing for a total maximum capacity of 4 adults or 3 adults and 1 child under 18 years old.

TOTAL SUITE AREA: 280 sqm (3,014 sq ft)
SUITE: 155 sqm (1,668 sq ft)
TERRACE: 125 sqm (1,345 sq ft)

OUTDOOR

- Panoramic ocean-front terrace covering the full ship's width, with a private spacious whirlpool, day beds, a dining table, a scenic lounge area, shower

BEDROOM

- Bespoke king-sized bed sleep system - size: 200 x 200 cm (79 x 79 in)
- Down duvets and pillows
- Fine bed linens
- Extensive pillow selection
- Oversized dressing room

BATHROOM

- Luxurious marble double vanity bathroom
- Spacious bathtub and separate shower room
- Private steam room
- Plush bathrobes and bath linens
- Mandala Blue custom bath toiletries and amenities for Explora Journeys
- Dyson Supersonic™ hairdryer and illuminated make-up/shaving mirror
- Additional guest powder room



OCEAN RESIDENCES



COCOON RESIDENCE CR

DECK: 6 - Aft
NUMBER OF SUITES: 2
MAXIMUM CAPACITY: 3 adults or 2 adults and 2 children under 18 years old (*baby cot or double sofa bed*)

TOTAL SUITE AREA: 149 sqm (*1,604 sq ft*)
SUITE: 74 sqm (*797 sq ft*)
TERRACE: 75 sqm (*807 sq ft*)

SUITE FEATURES

- Private butler services by our Residence Hosts
- Oversized windows with views of the sea
- Separate living, dining and sleeping areas
- Spacious lounge area
- Dining table for 4 guests
- Spacious work desk area
- In-suite welcome bottle of champagne
- Private refrigerated mini-bar, replenished according to the guests’ preferences from a selection of alcoholic and non-alcoholic beverages
- Espresso machine, kettle and tea pot with a complimentary selection of coffee and teas
- Complimentary personal refillable water bottle for each guest
- Pair of binoculars for guests’ use during their journey
- Technogym Bench and Technogym Case Kit for an efficient in-suite fitness experience
- Safe accommodating most tablets and laptops

OUTDOOR

- Panoramic ocean-front terrace, with private outdoor whirlpool, a dining table, a scenic area and sun loungers

BEDROOM

- Bespoke king-sized bed sleep system - size: 200 x 200 cm (*79 x 79 in*)
- Double sofa bed
- Down duvets and pillows
- Fine bed linens
- Extensive pillow selection
- Spacious walk-in wardrobe with a seated vanity area

BATHROOM

- Luxurious marble bathroom with a bathtub, a separate walk-in shower room and heated floors
- Plush bathrobes and bath linens
- Mandala Blue custom bath toiletries and amenities for Explora Journeys
- Dyson Supersonic™ hairdryer and illuminated make-up/shaving mirror
- Additional guest powder room



SERENITY RESIDENCE SR

DECK: 7, 9 - Aft
NUMBER OF SUITES: 4
MAXIMUM CAPACITY: 3 adults or 2 adults and 2 children under 18 years old (*baby cot or double sofa bed*)

TOTAL SUITE AREA: 113 sqm (1,216 sq ft) – deck 7 / 126 sqm (*1,356 sq ft*) – deck 9
SUITE: 60 sqm (646 sq ft)
TERRACE: 53 sqm (*570 sq ft*) – deck 7 / 66 sqm (*710 sq ft*) – deck 9

SUITE FEATURES

- Private butler services by our Residence Hosts
- Oversized floor-to-ceiling windows with views of the sea
- Separate living, dining and sleeping areas
- Spacious lounge area
- Dining table for 4 guests
- Spacious work desk area
- In-suite welcome bottle of champagne
- Private refrigerated mini-bar, replenished according to the guests’ preferences from a selection of alcoholic and non-alcoholic beverages
- Espresso machine, kettle and tea pot with a complimentary selection of coffee and teas
- Complimentary personal refillable water bottle for each guest
- Pair of binoculars for guests’ use during their journey
- Technogym Bench and Technogym Case Kit for an efficient in-suite fitness experience
- Safe accommodating most tablets and laptops

OUTDOOR

- Panoramic ocean-front terrace with private outdoor whirlpool, a dining table, a daybed and sun loungers

BEDROOM

- Bespoke king-sized bed sleep system - size: 180 x 200 cm (*71 x 79 in*)
- Some suites feature twin beds - size: 2 x 90 x 200 cm (*35 x 79 in*)
- Double sofa bed
- Down duvets and pillows
- Fine bed linens
- Extensive pillow selection
- Spacious walk-in wardrobe with a seated vanity area

BATHROOM

- Luxurious marble bathroom with a bathtub, a separate walk-in shower room and heated floors
- Plush bathrobes and bath linens
- Mandala Blue custom bath toiletries and amenities for Explora Journeys
- Dyson Supersonic™ hairdryer and illuminated make-up/shaving mirror



RETREAT RESIDENCE RR

DECK: 7, 8, 9 - Forward
NUMBER OF SUITES: 6
MAXIMUM CAPACITY: 3 adults or 2 adults and 2 children under 18 years old (*baby cot or double sofa bed*)

TOTAL SUITE AREA: 77 sqm (*829 sq ft*) – decks 8, 9 / 81 sqm (*872 sq ft*) – deck 7
SUITE: 63 sqm (*678 sq ft*)
TERRACE: 14 sqm (*151 sq ft*) – decks 8, 9 / 18 sqm (*194 sq ft*) – deck 7

SUITE FEATURES

- Private butler services by our Residence Hosts
- Oversized floor-to-ceiling windows with views of the sea
- Separate living, dining and sleeping areas
- Spacious lounge area
- Dining table for 4 guests
- Spacious work desk area
- In-suite welcome bottle of champagne
- Private refrigerated mini-bar, replenished according to the guests’ preferences from a selection of alcoholic and non-alcoholic beverages
- Espresso machine, kettle and tea pot with a complimentary selection of coffee and teas
- Complimentary personal refillable water bottle for each guest
- Pair of binoculars for guests’ use during their journey
- Technogym Case Kit with a smart range of fitness gear
- Safe accommodating most tablets and laptops

OUTDOOR

- Spacious ocean-front terrace with private outdoor whirlpool and a dining area

BEDROOM

- Bespoke king-sized bed sleep system - size: 200 x 200 cm (*79 x 79 in*)
- Double sofa bed
- Down duvets and pillows
- Fine bed linens
- Extensive pillow selection
- Spacious walk-in wardrobe with a seated vanity area

BATHROOM

- Luxurious marble bathroom with a bathtub, a separate walk-in shower room and heated floors
- Plush bathrobes and bath linens
- Mandala Blue custom bath toiletries and amenities for Explora Journeys
- Dyson Supersonic™ hairdryer and illuminated make-up/shaving mirror
- Additional guest powder room



COVE RESIDENCE CO

DECK: 6, 7, 8, 9, 10 - Middle
NUMBER OF SUITES: 10
MAXIMUM CAPACITY: 3 adults or 2 adults and 2 children under 18 years old (*baby cot or double sofa bed*)

TOTAL SUITE AREA: 70 sqm (*753 sq ft*) – decks 7, 8, 9, 10 / 80 sqm (*861 sq ft*) – deck 6
SUITE: 56 sqm (*603 sq ft*)
TERRACE: 14 sqm (*151 sq ft*) – decks 7, 8, 9, 10 / 24 sqm (*258 sq ft*) – deck 6

SUITE FEATURES

- Private butler services by our Residence Hosts
- Oversized floor-to-ceiling windows with views of the sea
- Separate living, dining and sleeping areas
- Spacious lounge area
- Dining table for 4 guests
- Spacious work desk area
- In-suite welcome bottle of champagne
- Private refrigerated mini-bar, replenished according to the guests’ preferences from a selection of alcoholic and non-alcoholic beverages
- Espresso machine, kettle and tea pot with a complimentary selection of coffee and teas
- Complimentary personal refillable water bottle for each guest
- Pair of binoculars for guests’ use during their journey
- Technogym Case Kit with a smart range of fitness gear
- Safe accommodating most tablets and laptops

OUTDOOR

- Spacious oceanfront terrace with private outdoor whirlpool, a dining table and sun loungers

BEDROOM

- Bespoke king-sized bed sleep system - size: 180 x 200 cm (*71 x 79 in*)
- Some suites feature twin beds - size: 2 x 90 x 200 cm (*35 x 79 in*)
- Double sofa bed
- Down duvets and pillows
- Fine bed linens
- Extensive pillow selection
- Spacious walk-in wardrobe with a seated vanity area

BATHROOM

- Spacious bathroom with walk-in shower and heated floors
- Plush bathrobes and bath linens
- Mandala Blue custom bath toiletries and amenities for Explora Journeys
- Dyson Supersonic™ hairdryer and illuminated make-up/shaving mirror



OCEAN PENTHOUSES



This layout corresponds to Grand Penthouses on decks 7, 8, 9, 10

GRAND PENTHOUSE GP

DECK: 6, 7, 8, 9, 10 – Middle
NUMBER OF SUITES: 10
MAXIMUM CAPACITY: 3 adults or 2 adults and 2 children under 18 years old (*baby cot or double sofa bed*)

TOTAL SUITE AREA: 60 sqm (*646 sq ft*) – decks 7, 8, 9, 10 / 68 sqm (*732 sq ft*) – deck 6
SUITE: 47 sqm (*506 sq ft*)
TERRACE: 13 sqm (*140 sq ft*) – decks 7, 8, 9, 10 / 21 sqm (*226 sq ft*) – deck 6

SUITE FEATURES

- Oversized floor-to-ceiling windows with views of the sea
- Separate living, dining and sleeping areas
- Spacious lounge area
- Dining table for 4 guests
- Spacious work desk area
- In-suite welcome bottle of champagne
- Private refrigerated mini-bar, replenished according to the guests’ preferences from a selection of alcoholic and non-alcoholic beverages
- Espresso machine, kettle and tea pot with a complimentary selection of coffee and teas
- Complimentary personal refillable water bottle for each guest
- Pair of binoculars for guests’ use during their journey
- Technogym Case Kit with a smart range of fitness gear
- Safe accommodating most tablets and laptops

OUTDOOR

- Spacious oceanfront terrace with a dining area
- Comfortable daybed for relaxation

BEDROOM

- Bespoke king-sized bed sleep system - size: 180 x 200 cm (*71 x 79 in*)
- Some suites feature twin beds - size: 2 x 90 x 200 cm (*35 x 79 in*)
- Double sofa bed
- Down duvets and pillows
- Fine bed linens
- Extensive pillow selection
- Spacious walk-in wardrobe with a seated vanity area

BATHROOM

- Spacious bathroom with a bathtub and heated floors
- Plush bathrobes and bath linens
- Mandala Blue custom bath toiletries and amenities for Explora Journeys
- Dyson Supersonic™ hairdryer and illuminated make-up/shaving mirror
- Some suites feature a walk-in shower and accessibility features



PREMIER PENTHOUSE PP

DECK: 8, 9, 10 – Middle
NUMBER OF SUITES: 40
MAXIMUM CAPACITY: 3 adults or 2 adults and 1 child under 18 years old (*baby cot or a sofa bed*)

TOTAL SUITE AREA: 52 sqm (*560 sq ft*)
SUITE: 42 sqm (*452 sq ft*)
TERRACE: 10 sqm (*108 sq ft*)

SUITE FEATURES

- Oversized floor-to-ceiling windows with views of the sea
- Separate living, dining and sleeping areas
- Dining table for 4 guests
- Spacious work desk area
- In-suite welcome bottle of champagne
- Private refrigerated mini-bar, replenished according to the guests’ preferences from a selection of alcoholic and non-alcoholic beverages
- Espresso machine, kettle and tea pot with a complimentary selection of coffee and teas
- Complimentary personal refillable water bottle for each guest
- Pair of binoculars for guests’ use during their journey
- Technogym Case Kit with a smart range of fitness gear
- Safe accommodating most tablets and laptops

OUTDOOR

- Spacious oceanfront terrace with a dining area
- Comfortable daybed for relaxation

BEDROOM

- Bespoke king-sized bed sleep system - size: 180 x 200 cm (*71 x 79 in*)
- Some suites feature twin beds - size: 2 x 90 x 200 cm (*35 x 79 in*)
- Some suites feature a sofa bed
- Down duvets and pillows
- Fine bed linens
- Extensive pillow selection
- Spacious walk-in wardrobe with a seated vanity area

BATHROOM

- Spacious bathroom with a walk-in shower and heated floors
- Plush bathrobes and bath linens
- Mandala Blue custom bath toiletries and amenities for Explora Journeys
- Dyson Supersonic™ hairdryer and illuminated make-up/shaving mirror



This layout corresponds to Deluxe Penthouses on decks 9 and 10

DELUXE PENTHOUSE DP

DECK: 6, 7 – Aft / 9, 10 - Aft and Forward
NUMBER OF SUITES: 10
MAXIMUM CAPACITY: 2 adults and 1 child under 2 years old (*in a baby cot*)

TOTAL SUITE AREA: 48 sqm (*517 sq ft*) – decks 9, 10 / 53 sqm (*570 sq ft*) – deck 6 / 61 sqm (*657 sq ft*) – deck 7
SUITE: 38 sqm (*409 sq ft*) – decks 9, 10 / 43 sqm (*463 sq ft*) – decks 6, 7
TERRACE: 10 sqm (*108 sq ft*) – decks 6, 9, 10 / 18 sqm (*194 sq ft*) – deck 7

SUITE FEATURES

- Oversized floor-to-ceiling windows with views of the sea
- Spacious lounge area
- Dining table for 4 guests
- Some suites feature a spacious work desk area (*decks 6-7*)
- In-suite welcome bottle of champagne
- Private refrigerated mini-bar, replenished according to the guests’ preferences from a selection of alcoholic and non-alcoholic beverages
- Espresso machine, kettle and tea pot with a complimentary selection of coffee and teas
- Complimentary personal refillable water bottle for each guest
- Pair of binoculars for guests’ use during their journey
- Technogym Case Kit with a smart range of fitness gear
- Safe accommodating most tablets and laptops

OUTDOOR

- Spacious oceanfront terrace with a dining area
- Comfortable daybed (*decks 9-10*) or lounge chairs (*decks 6-7*) for relaxation

BEDROOM

- Bespoke king-sized bed sleep system - size: 180 x 200 cm (*71 x 79 in*)
- Some suites feature twin beds - size: 2 x 90 x 200 cm (*35 x 79 in*)
- Down duvets and pillows
- Fine bed linens
- Extensive pillow selection
- Spacious walk-in wardrobe with a seated vanity area

BATHROOM

- Spacious bathroom with a walk-in shower and heated floors
- Plush bathrobes and bath linens
- Some suites feature a bathtub
- Mandala Blue custom bath toiletries and amenities for Explora Journeys
- Dyson Supersonic™ hairdryer and illuminated make-up/shaving mirror



This layout corresponds to Penthouses on decks 7, 8, 9

PENTHOUSE PH

DECK: 6, 7, 8, 9 - Aft
NUMBER OF SUITES: 7
MAXIMUM CAPACITY: 2 adults and 1 child under 2 years old (*in a baby cot*)

TOTAL SUITE AREA: 43 sqm (*463 sq ft*) – decks 7, 8, 9 / 48 sqm (*517 sq ft*) – deck 6
SUITE: 34 sqm (*366 sq ft*)
TERRACE: 9 sqm (*97 sq ft*) – decks 7, 8, 9 / 14 sqm (*151 sq ft*) – deck 6

SUITE FEATURES

- Oversized floor-to-ceiling windows with views of the sea
- Spacious lounge area
- Dining table for 4 guests
- In-suite welcome bottle of champagne
- Private refrigerated mini-bar, replenished according to the guests’ preferences from a selection of alcoholic and non-alcoholic beverages
- Espresso machine, kettle and tea pot with a complimentary selection of coffee and teas
- Complimentary personal refillable water bottle for each guest
- Pair of binoculars for guests’ use during their journey
- Technogym Case Kit with a smart range of fitness gear
- Safe accommodating most tablets and laptops

OUTDOOR

- Spacious oceanfront terrace with a dining area
- Comfortable daybed for relaxation

BEDROOM

- Bespoke king-sized bed sleep system - size: 180 x 200 cm (*71 x 79 in*)
- Some suites feature twin beds - size: 2 x 90 x 200 cm (*35 x 79 in*)
- Down duvets and pillows
- Fine bed linens
- Extensive pillow selection
- Spacious walk-in wardrobe with a seated vanity area

BATHROOM

- Spacious bathroom with a walk-in shower and heated floors
- Plush bathrobes and bath linens
- Mandala Blue custom bath toiletries and amenities for Explora Journeys
- Dyson Supersonic™ hairdryer and illuminated make-up/shaving mirror



OCEAN SUITES



OCEAN GRAND TERRACE SUITE GT

DECK: 6, 7 - Aft, Middle, Forward
NUMBER OF SUITES: 70
MAXIMUM CAPACITY: 2 adults and 1 child under 18 years old (*baby cot or a sofa bed*)

TOTAL SUITE AREA: 39 sqm (*420 sq ft*)
SUITE: 28 sqm (*301 sq ft*)
TERRACE: 11 sqm (*118 sq ft*)

SUITE FEATURES

- Oversized floor-to-ceiling windows with views of the sea
- Lounge area with coffee/dining table
- In-suite welcome bottle of champagne
- Private refrigerated mini-bar, replenished according to the guests’ preferences from a selection of alcoholic and non-alcoholic beverages
- Espresso machine, kettle and tea pot with a complimentary selection of coffee and teas
- Complimentary personal refillable water bottle for each guest
- Pair of binoculars for guests’ use during their journey
- Safe accommodating most tablets and laptops

OUTDOOR

- Spacious oceanfront terrace with a dining area
- Comfortable daybed for relaxation

BEDROOM

- Bespoke king-sized bed sleep system - size: 180 x 200 cm (*71 x 79 in*)
- Some suites feature twin beds - size: 2 x 90 x 200 cm (*35 x 79 in*)
- Down duvets and pillows
- Fine bed linens
- Extensive pillow selection
- Spacious walk-in wardrobe with a seated vanity area

BATHROOM

- Spacious bathroom with a walk-in shower and heated floors
- Plush bathrobes and bath linens
- Mandala Blue custom bath toiletries and amenities for Explora Journeys
- Dyson Supersonic™ hairdryer and illuminated make-up/shaving mirror
- Some suites feature a bathtub



OCEAN TERRACE SUITE OT1, OT2, OT3, OT4

DECK: OT1 - 6, 7 / OT2 - 7, 8 / OT3 - 8, 9 / OT4 - 9, 10 - Aft, Middle, Forward
NUMBER OF SUITES: OT1 – 58, OT2 – 100, OT3 – 72, OT4 – 71
MAXIMUM CAPACITY: 2 adults and 1 child under 18 years old (*baby cot or a sofa bed*)

TOTAL SUITE AREA: 35 sqm (*377 sq ft*)
SUITE: 28 sqm (*301 sq ft*)
TERRACE: 7 sqm (*75 sq ft*)

SUITE FEATURES

- Oversized floor-to-ceiling windows with views of the sea
- Lounge area with coffee/dining table
- In-suite welcome bottle of champagne
- Private refrigerated mini-bar, replenished according to the guests’ preferences from a selection of alcoholic and non-alcoholic beverages
- Espresso machine, kettle and tea pot with a complimentary selection of coffee and teas
- Complimentary personal refillable water bottle for each guest
- Pair of binoculars for guests’ use during their journey
- Safe accommodating most tablets and laptops

OUTDOOR

- Spacious oceanfront terrace with a dining area
- Comfortable daybed for relaxation

BEDROOM

- Bespoke king-sized bed sleep system - size: 180 x 200 cm (*71 x 79 in*)
- Some suites feature twin beds - size: 2 x 90 x 200 cm (*35 x 79 in*)
- Down duvets and pillows
- Fine bed linens
- Extensive pillow selection
- Spacious walk-in wardrobe with a seated vanity area

BATHROOM

- Spacious bathroom with a walk-in shower and heated floors
- Plush bathrobes and bath linens
- Mandala Blue custom bath toiletries and amenities for Explora Journeys
- Dyson Supersonic™ hairdryer and illuminated make-up/shaving mirror
- Some suites feature a bathtub and accessibility features



OCEAN TERRACE SUITE

ACCESSIBLE SUITES

FEATURES AND AMENITIES:

- Roll-in shower with grab-bar and fold-down seat (height of seat from the floor is 450 mm / 17.7 in)
- Grab bar next to the toilet seat
- Portable toilet seat risers available on board
- Hand-held shower wand
- Lowered towel racks
- Accessibility equipment for hearing impaired (Assistive Listening System (ALS) and/or TTY devices)
- Lowered wardrobe bars and shelving
- Lowered safe
- Double peephole on entrance door
- All doorways are wheelchair accessible
- Entrance door width 900 mm (31.5 in)
- Bathroom door width 900 mm (31.5 in)

**ACCESSIBLE GRAND PENTHOUSE
GP**

DECK: 9 - Middle, close to lifts
NUMBER OF SUITES: 1

TOTAL SUITE AREA: 60 sqm – 646 sq ft
SUITE: 47 sqm – 506 sq ft
TERRACE: 13 sqm – 140 sq ft

This accessible suite can be connected to a Ocean Terrace Suite (OT4)

**ACCESSIBLE OCEAN TERRACE SUITE
OT2, OT3, OT4**

DECK 8, 9, 10 - Forward, close to lifts
NUMBER OF SUITES OT2 - 4, OT3 - 4, OT4 - 1

TOTAL SUITE AREA: 49 sqm – 526 sq ft
SUITE: 39 sqm – 419 sq ft
TERRACE: 10 sqm – 107 sq ft

Features may vary by suite.
Please inform your Travel Advisor or the Explora Experience Ambassador of your preferences and requirements when booking.



ACCESSIBLE GRAND PENTHOUSE

MULTI-GENERATION-FRIENDLY CONNECTING SUITES

| 80 MULTI-GENERATION-FRIENDLY CONNECTED SUITES | | | | | | | | | |
|---|-----------------------|--------------------------|--|--------------------|-------------|-------------|-------------|-------------|-------------|
| SUITE SUB-CATEGORY | CAN BE CONNECTED WITH | QTY, UNIQUE COMBINATIONS | QTY, SUITES WITH CONNECTING DOORS BY SUB-CATEGORY | SUITE COMBINATIONS | | | | | |
| <div>OR</div> OWNER'S RESIDENCE | OT2 | 1 | 1 | 8101-8100 | | | | | |
| <div>RR</div> RETREAT RESIDENCE | GT | 2 | 4 | 7001-7003 | 7002-7004 | | | | |
| | OT3 | 2 | | 9001-9003 | 9002-9004 | | | | |
| <div>CO</div> COVE RESIDENCE | GP | 2 | 2 | 10007-10009 | 10022-10024 | | | | |
| <div>GP</div> GRAND PENTHOUSE | GT | 2 | 10 | 6012-6014 | 6011-6013 | | | | |
| | OT4 | 2 | | 9033-9035 | 9032-9034 | | | | |
| | OT3 | 2 | | 8035-8037 | 8034-8036 | | | | |
| | OT2 | 2 | | 7039-7041 | 7038-7040 | | | | |
| <div>PP</div> PREMIER PENTHOUSE | OT4 | 6 | 10 | 9057-9059 | 9040-9042 | 9041-9043 | 9056-9058 | 10052-10054 | 10039-10041 |
| | OT3 | 4 | | 8043-8045 | 8042-8044 | 8059-8061 | 8058-8060 | | |
| <div>DP</div> DELUXE PENTHOUSE | OT3 | 2 | 2 | 9087-9089 | 9086-9088 | | | | |
| <div>GT</div> OCEAN GRAND TERRACE SUITE | GT | 2 | 8 | 6056-6058 | 6057-6059 | | | | |
| <div>OT4</div> OCEAN TERRACE SUITE | OT4 | 4 | 16 | 9068-9070 | 9069-9071 | 10002-10004 | 10055-10057 | | |
| <div>OT3</div> OCEAN TERRACE SUITE | OT3 | 4 | 18 | 8070-8072 | 8071-8073 | 9024-9026 | 9025-9027 | | |
| <div>OT2</div> OCEAN TERRACE SUITE | OT2 | 4 | 11 | 7082-7084 | 7083-7085 | 8026-8028 | 8027-8029 | | |



PREMIER PENTHOUSE

SUITES WITH TWIN BEDS

| 194 SUITES WITH TWIN BEDS – BY SUB-CATEGORY | | | | | | | |
|---|------|------|------|------|------|-------|-------|
| OT1 | | OT2 | | OT3 | | OT4 | |
| 6018 | 7104 | 7040 | 8022 | 8036 | 9007 | 9034 | 10039 |
| 6019 | 7105 | 7041 | 8023 | 8037 | 9008 | 9035 | 10048 |
| 6022 | 7108 | 7044 | 8026 | 8038 | 9011 | 9040 | 10049 |
| 6023 | 7109 | 7045 | 8027 | 8039 | 9012 | 9041 | 10052 |
| 6026 | | 7048 | 8030 | 8042 | 9015 | 9052 | 10053 |
| 6027 | | 7049 | 8031 | 8043 | 9016 | 9053 | 10057 |
| 6040 | | 7052 | 8084 | 8054 | 9020 | 9056 | 10061 |
| 6041 | | 7053 | 8085 | 8055 | 9021 | 9057 | 10062 |
| 6044 | | 7072 | 8101 | 8058 | 9024 | 9066 | 10064 |
| 6045 | | 7073 | | 8059 | 9025 | 9067 | |
| 6048 | | 7076 | | 8068 | 9028 | 9070 | |
| 6049 | | 7077 | | 8069 | 9029 | 9071 | |
| 7030 | | 7080 | | 8072 | 9074 | 10001 | |
| 7031 | | 7081 | | 8073 | 9075 | 10004 | |
| 7034 | | 7084 | | 8076 | 9078 | 10016 | |
| 7035 | | 7085 | | 8077 | 9079 | 10019 | |
| 7096 | | 7088 | | 8080 | 9082 | 10021 | |
| 7097 | | 7089 | | 8081 | 9083 | 10032 | |
| 7100 | | 7092 | | 9003 | 9086 | 10034 | |
| 7101 | | 7093 | | 9004 | 9087 | 10035 | |

| 194 SUITES WITH TWIN BEDS – BY SUB-CATEGORY | | | | | | | |
|---|------|------|-------|-------|-------|-------|------|
| GT | | PH | DP | PP | GP | CO | SR |
| 6003 | 7013 | 7112 | 7116 | 8046 | 7038 | 6009 | 7114 |
| 6004 | 7014 | 8098 | 9090 | 8047 | 7039 | 6010 | 7115 |
| 6007 | 7018 | 9092 | 9091 | 8050 | 9033 | 8032 | 9094 |
| 6008 | 7019 | 9093 | 10003 | 8051 | 10009 | 8033 | 9095 |
| 6013 | 7022 | | 10018 | 8062 | 10024 | 10007 | |
| 6014 | 7023 | | | 8063 | | 10022 | |
| 6054 | 7026 | | | 8066 | | | |
| 6055 | 7027 | | | 8067 | | | |
| 6058 | | | | 9044 | | | |
| 6059 | | | | 9045 | | | |
| 6062 | | | | 9048 | | | |
| 6063 | | | | 9049 | | | |
| 6066 | | | | 9060 | | | |
| 6067 | | | | 9061 | | | |
| 6070 | | | | 9064 | | | |
| 6071 | | | | 9065 | | | |
| 7003 | | | | 10043 | | | |
| 7004 | | | | 10047 | | | |
| 7009 | | | | 10056 | | | |
| 7010 | | | | 10060 | | | |

SUITES WITH BATHTUBS

| 49 SUITES WITH BATHTUBS – BY SUB-CATEGORY | | | | | | | | | |
|---|------|-------|------|-------|-------|------|------|------|------|
| OT2 | OT3 | OT4 | GT | DP | GP | RR | SR | CR | OR |
| 7084 | 8042 | 9040 | 6058 | 9088 | 6011 | 7001 | 7114 | 6088 | 8100 |
| 7085 | 8043 | 9041 | 6059 | 9089 | 6012 | 7002 | 7115 | 6089 | |
| | 8058 | 9056 | | 9090 | 7038 | 8001 | 9094 | | |
| | 8059 | 9057 | | 9091 | 7039 | 8002 | 9095 | | |
| | 8072 | 9070 | | 10003 | 8034 | 9001 | | | |
| | 8073 | 9071 | | 10005 | 8035 | 9002 | | | |
| | | 10039 | | 10018 | 9033 | | | | |
| | | 10052 | | 10020 | 10009 | | | | |
| | | 10057 | | | 10024 | | | | |





SAKURA RESTAURANT

UNIQUE COMPLIMENTARY EXPERIENCES

ALL JOURNEYS INCLUDE:

- Authentic, intuitive service from our team of hospitality experts, with an industry-leading guests to hosts ratio of 1.25 to 1
- Nine distinct culinary experiences, including In-Suite Dining
- Unlimited beverages, fine wines and premium spirits, speciality coffees, teas and soft drinks available at all times, including in-suite mini-bar
- Access to the Ocean Wellness – The Spa thermal area
- Group wellness, fitness and mindfulness activities and rituals
- All on-board gratuities
- High-speed complimentary Wi-Fi throughout the ship
- In-suite welcome bottle of champagne upon arrival
- A bottle of wine and a bottle of spirit of the guests’ choice upon arrival
- 24-hour concierge services
- 24-hour In-Suite Dining
- Twice-daily housekeeping services, including evening turndown service
- Shoeshine service
- Shuttle services from port to city centre (where required/available)

Plus additional benefits for guests staying in Ocean Grand Terrace Suites, Ocean Penthouses and Ocean Residences.

**HIGH-SPEED COMPLIMENTARY WI-FI
THROUGHOUT THE SHIP**

Our ships are equipped with enhanced onboard connectivity by Starlink, ensuring stable high-speed internet and Wi-Fi connection in all suites and public spaces.*

*In certain navigation areas, Wi-Fi connection may be slower or unavailable due to circumstances beyond our control.



ADDITIONAL BENEFITS

OCEAN GRAND TERRACE SUITES

Journey inclusions plus:

- Priority dinner reservations for select culinary venues
- Complimentary pressing of garments, within 24 hours after check-in (once per journey)
- One bag of laundry per suite (one per journey), up to 48 hours before check-out

OCEAN RESIDENCES

Ocean Penthouses benefits plus:

- Private butler services by our Residence Hosts
- Enhanced In-Suite Dining exclusive menu, including specialties from several culinary venues
- Enhanced In-Suite Dining breakfast menu served in-suite
- In-suite full bar setup with a selection of premium spirits, wines and soft drinks
- Priority reservations for Destination Experiences
- Unlimited complimentary laundry and pressing services
- Personal welcome by a Residence Host and priority embarkation upon arrival
- VIP lounge at embarkation (where available)
- Round trip airport to port or airport to hotel ground transfers included (available up to a distance of 50 miles/80 km each way from/to port or hotel and from selected airports)

OCEAN PENTHOUSES

Ocean Grand Terrace Suites benefits plus:

- Priority check-in and embarkation (where available)
- One additional bottle of spirit or wine of the guests' preference (three bottles in total)


OWNER'S RESIDENCE

Ocean Residences benefits plus:

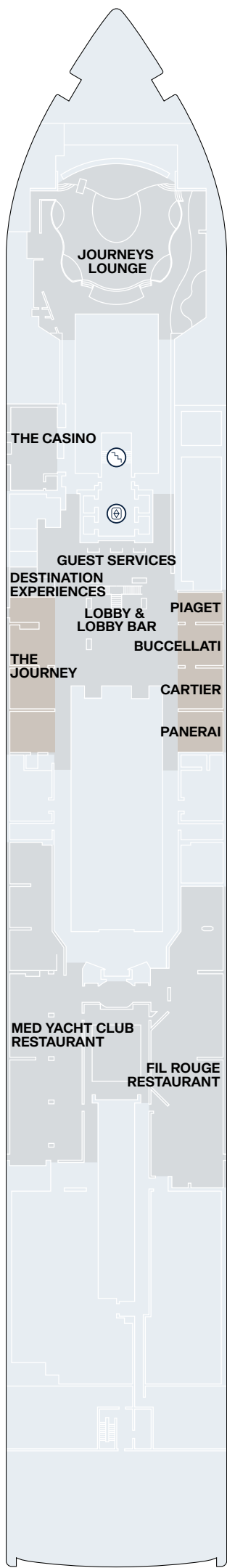
- Dedicated private butler services by the Residence Manager
- In-suite welcome bottle of Dom Pérignon champagne upon arrival
- Unlimited priority reservations for all culinary venues
- Priority access to the Ocean Wellness – The Spa thermal area
- Complimentary treatment at Ocean Wellness – The Spa (one treatment per guest per journey)
- Private driver ashore (one per journey, where available)
- Personal welcome by a Residence Manager and priority embarkation upon arrival
- Complimentary pre- or post-journey hotel night (where available, conditions apply)
- Roundtrip home to airport ground transfers included (available up to a distance of 50 miles/80 km each way from/to airport)
- Roundtrip transfers from/to hotel and port included for a distance of up to 50 miles/80 km each way from/to hotel/port

EXPLORA II

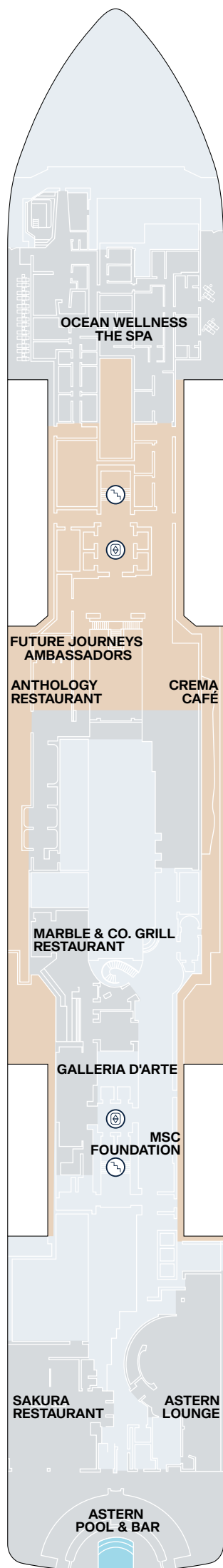
PUBLIC SPACES DECK PLANS



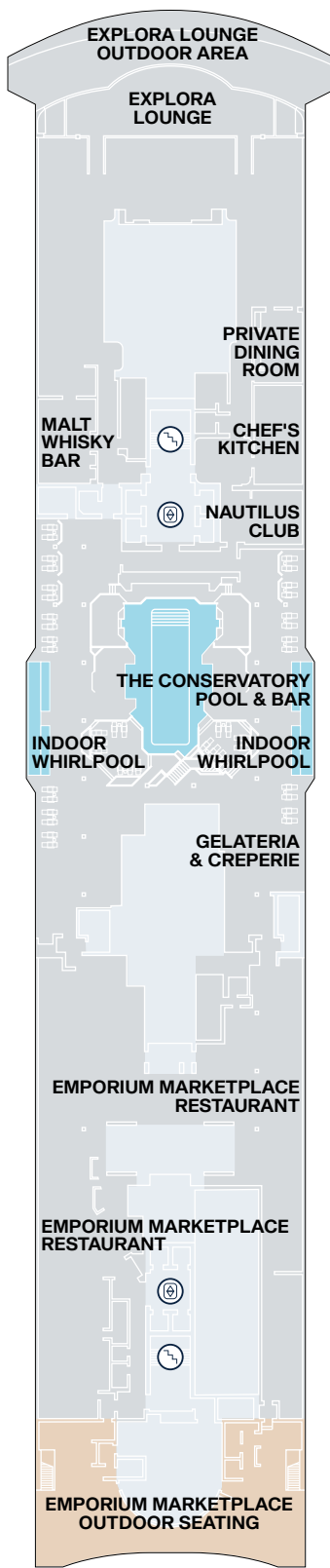
DECK 3



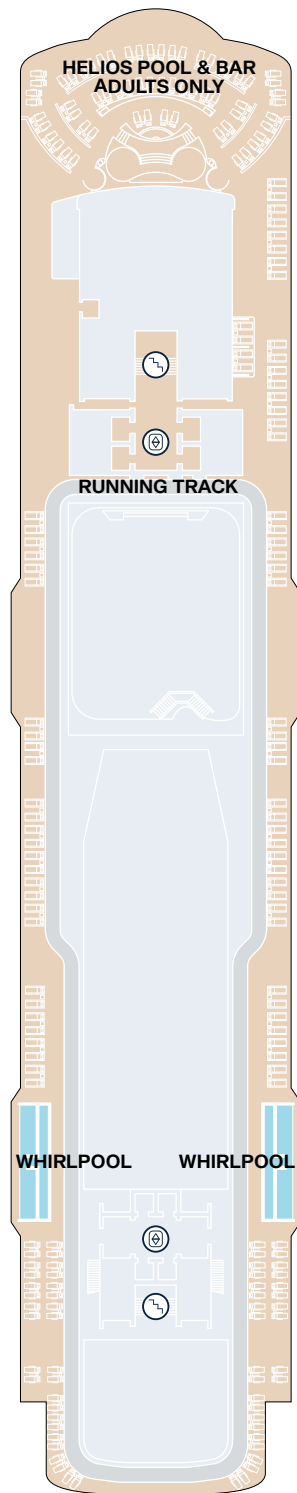
DECK 4



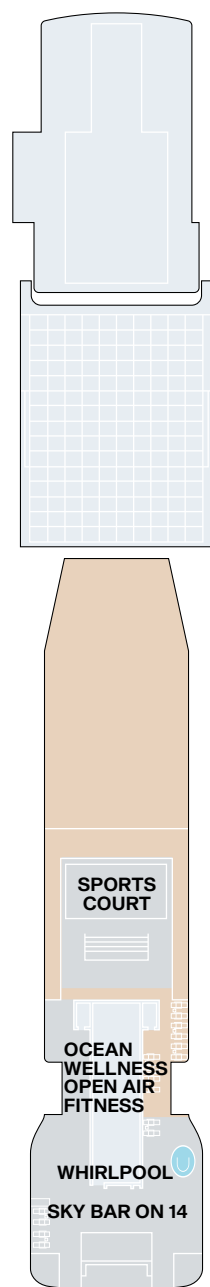
DECK 5



DECK 11



DECK 12



DECK 14





Elegant, spacious and comfortable ocean-front suites, penthouses and residences **DESIGNED** to **CREATE** a home at sea for our *guests*.

YOUR HOME AT SEA

Each of our 461 ocean-front suites, penthouses and residences – all designed with a refined, European elegance – are created to bring guests closer to the ocean itself, with floor-to-ceiling windows and private sun terraces.

Our suites range from 35 sqm (377 sq ft) to 280 sqm (3,014 sq ft), making them among the most spacious in the category.

ALL SUITES FEATURE:

- Floor-to-ceiling windows
- Private sun terraces with a dining area and a sunbed or sun loungers
- Arriving to find luggage delivered and a chilled bottle of champagne waiting
- Walk-in wardrobe with seated vanity area and Dyson Supersonic™ hair dryer
- Heated bathroom floors
- Individual climate and lighting control in each suite
- Gentle motion-activated bedroom night lights
- Infotainment system with on-demand TV options
- Wireless bedside device charging stations
- Mini-bar replenished according to each guest’s preferences
- Espresso machine with biodegradable pods; a kettle and teapot
- Complimentary personal refillable water bottle for each guest
- Mandala Blue custom bath toiletries and amenities for Explora Journeys
- Pair of binoculars for guests’ use during their journey

RESTAURANTS

The culinary riches aboard Explora Journeys take their influences from across the globe, bringing personality, sophistication and a dash of soul to dining at sea – whether in one of the elegant restaurants, by a pool or on a private terrace.

| | INCLUSIVE CULINARY EXPERIENCE | INDOOR SEATING | OUTDOOR SEATING | TOTAL SEATING | SURFACE SQM (~ SQ FT) | DECK |
|----------------------|-------------------------------------|--|--------------------|------------------|--------------------------|------|
| Anthology | | 48 | 22 | 70 | 294 (3,164) | 5 |
| Sakura | Yes | 80 | 26 | 106 | 255 (2,744) | 5 |
| Marble & Co. Grill | Yes | 80 | 10 | 90 | 330 (3,552) | 5 |
| Med Yacht Club | Yes | 170 incl. bar and lounge seating | / | 170 | 190 (2,045) | 4 |
| Fil Rouge | Yes | 210 | / | 210 | 515 (5,543) | 4 |
| Emporium Marketplace | Yes | 272 | 98 | 370 | 897 (9,655) | 11 |
| Chef's Kitchen | | 12 | / | 12 | 92 (990) | 11 |
| In-Suite Dining | Yes | | | | | |

All seating capacities are approximate and might change.





BARS, LOUNGES, ENTERTAINMENT AND ENRICHMENT EXPERIENCES

| | INDOOR SEATING | OUTDOOR SEATING | TOTAL | SURFACE SQM (~ SQ FT) | DECK |
|---|-------------------|--------------------|-------|--------------------------|---------------------|
| Lobby Bar | 24 | / | 24 | / | 4 |
| Journeys Lounge | 190 | / | 190 | 655 (7,050) | 4 |
| Crema Café | 56 | 14 | 70 | 415 (4,467) | 5 |
| Astern Lounge | 69 | 6 | 69 | 302 (3,250) | 5 |
| Astern Pool & Bar | | 84 | 84 | / | 5 Fully outdoor |
| Atoll Pool & Bar | | 123 | 123 | / | 10 Fully outdoor |
| Explora Lounge | 142 | 38 | 180 | 603 (6,490) | 11 |
| Malt Whisky Bar | 38 | / | 38 | 134 (1,442) | 11 |
| The Conservatory | 28 | 58 | 86 | / | 11 |
| Gelateria & Crêperie at The Conservatory | / | / | / | / | 11 |
| Helios Pool & Bar - adults only | / | 120 | 120 | / | 12 Fully outdoor |
| Sky Bar on 14 | / | 54 | 54 | 290 (3,121) | 14 Fully outdoor |
| Nautilus Club | 30 | / | 30 | 52 (559) | 11 |
| The Casino | 42 | / | 42 | 86 (925) | 4 |
| Galleria d'Arte | | | / | 304 (3,272) | 5 |
| MSC Foundation | | | / | / | 5 |

*Includes sunbeds, lounge chairs and bar seating.
All seating capacities are approximate and might change.

CURATED SHOPPING EXPERIENCES

| | TOTAL | SURFACE SQM (~ SQ FT) | DECK |
|----------------------|-------|--------------------------|------|
| SHOPPING EXPERIENCES | / | 262 (2,820) | 4 |
| The Journey | | | |
| Buccellati boutique* | | | |
| Rolex boutique* | | | |
| Panerai boutique | | | |
| Cartier watch store | | | |
| Piaget boutique | | | |





LOBBY AND LOBBY BAR

EVENT VENUES & SPACES

| | DECK | USE & CAPACITIES | | | | | STAGE | DANCE FLOOR | |
|--------------------------------|------|---------------------------------|---------------------------------|---------------------------------------|---|--------------------------|-------|-------------|--|
| | | MEETING ROOM Boardroom Style | MEETING ROOM Classroom Style | COCKTAIL PARTIES Stand up function | GAMES Bridge, Chess, Backgammon, Mahjong | LECTURES, SPEAKER EVENTS | | | AD HOC Team Building Events, Private Dining |
| Journeys Lounge | 4 | | 190 | 240 | | 190 | 190 | Yes | Yes |
| Captain's Table (at Fil Rouge) | 4 | 12 | 12 | | 12 | | | | |
| Spa outdoor area | 5 | | | 11 | | | | | |
| Astern Pool & Bar | 5 | | | 30 | | | | | |
| Marble & Co. Grill | 5 | 20 | 20 | | 30 | | 25 | | |
| Atoll Pool & Bar | 10 | | | 40 | | | | | |
| Private dining room | 11 | 14 | 15 | | 20 | 15 | 14 | | |
| Chef's Kitchen | 11 | | | | | | 12 | | |
| Explora Lounge outdoor area | 11 | | | 75 | | | 75 | | |
| Sky Bar on 14 | 14 | | | 54 | | | 54 | | |
| Sports Court | 14 | | | | | | 30 | | |

Available for private events outside of opening hours only. All seating capacities are approximate and might change.

OCEAN WELLNESS

THE SPA AND BEAUTY

| | SEATS | SURFACE SQM (~ SQ FT) | DECK |
|--|-------------------|--------------------------|------|
| THERMAL AREA Steam room Steam shower (in private spa suites) Hydrotherapy pool Finnish sauna Salt cave Experience shower Ice fall Heated marble loungers Relaxation room | 24 | | |
| 11 TREATMENT ROOMS | | | |
| 2 private spa suites with a dedicated outdoor relaxation area | 4 (2 guests each) | 713 (7,674) | 5 |
| 1 double treatment room 7 single treatment rooms 1 single treatment room for specialised skin treatments - <i>the Medi Luxe Treatments by Dr Levy Switzerland</i> | 10 | | |
| Outdoor relaxation area | 11 | | |
| BEAUTY FACILITIES | | | |
| Beauty Studio | 8 | | |
| Barber Corner | 1 | | |

FITNESS

| | SEATS | SURFACE SQM (~ SQ FT) | DECK |
|-------------------------|-------|------------------------------------|------|
| Fitness Centre | | 157 (1,690) | |
| Fitness Studio | 30 | 70 (753) | 10 |
| Open Air Fitness | 12 | 64 (688) | 14 |
| Running Track | / | 250 m (820 ft) | 12 |
| Sports Court | / | 14.2 m x 11 m (46,5 ft x 36 ft) | 14 |
| In-Suite Fitness | | | |

All seating capacities are approximate and might change.





THE CONSERVATORY POOL WITH RETRACTABLE GLASS ROOF

POOLSIDE LEISURE

| | SEATS* | DECK |
|---|--------|-------|
| Astern Pool | 36 | 5 |
| Atoll Pool | 74 | 10 |
| The Conservatory Pool with retractable glass roof | 60 | 11 |
| Helios Pool - adults only | 62 | 12 |
| Indoor whirlpools (2 in total) | / | 11 |
| Outdoor Whirlpools (3 in total) | / | 12/14 |
| Hydrotherapy pool in the Thermal Area | / | 5 |

*Does not include bar and lounge seating
All seating capacities are approximate and might change.

OTHER SERVICES

DECK

| | |
|-----------------------------|------|
| Medical Centre | 3 |
| Guest Services | 4 |
| Destination Experiences | 4 |
| Future Journeys Ambassadors | 5 |
| Guest Launderette | 9-10 |





Explora

JOURNEYS

[EXPLORAJOURNEYS.COM](https://explorajourneys.com)